



# First Release Second Address Information

## COLCHESTER

October 2012

### KEY INFORMATION

- The Office for National Statistics (ONS) has been responsible for conducting a census in England and Wales every ten years. The most recent census of England and Wales took place on 27 March 2011.
- The first release of 2011 Census population and household estimates for England and Wales was published on 16 July 2012. It is the first of four data releases. Further releases of data will become available between November 2012 and autumn 2013.
- Census population and household estimates help the government, local authorities, businesses and community organisations identify community needs and plan future service provision.

**For the latest FAQs about the 2011 Census** (from 16 July 2012):

<http://www.ons.gov.uk/ons/guide-method/census/2011/census-data/faq/index.html>

### ABOUT THIS REPORT

First release – 16 July 2012

ONS issued first data from the 2011 Census, containing population figures for England and Wales.

- There were two further sub releases of data in September and October 2012.
- On 24 September 2012 unrounded population and household estimates were released, to supplement the rounded dataset.
- On 22 October 2012 second address data was published. This included information about:
  - People who live at a second address within a local authority (or region) for at least 30 days per year, but who were usually resident in a different local authority (or region) in England and Wales.
  - People who were usually resident in a local authority (or region), but who also live at a second address in a different local authority (or region) for at least 30 days per year.
- The information in this report was, as far as is known, correct at the date of publication. Colchester Borough Council cannot accept responsibility for any error or omission.

Contains **National Statistics data** © Crown copyright and database right 2012.

# Second Address Information



Estimated Unrounded Census Day  
Population: **173,074**

Usual residents elsewhere with a second address in Colchester: **5,554**

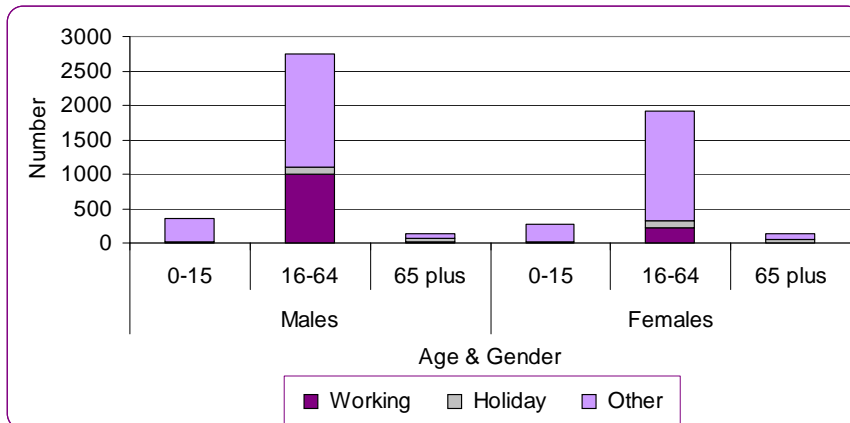
Usual Colchester residents with a second address elsewhere in England and Wales: **6,000**

Usual Colchester residents with a second address in Scotland or Northern Ireland: **192**

Usual Colchester residents with a second address outside the UK: **4,073**



Figure 1: Usual residents elsewhere, with a second address in Colchester, by Second Address Type, 2011

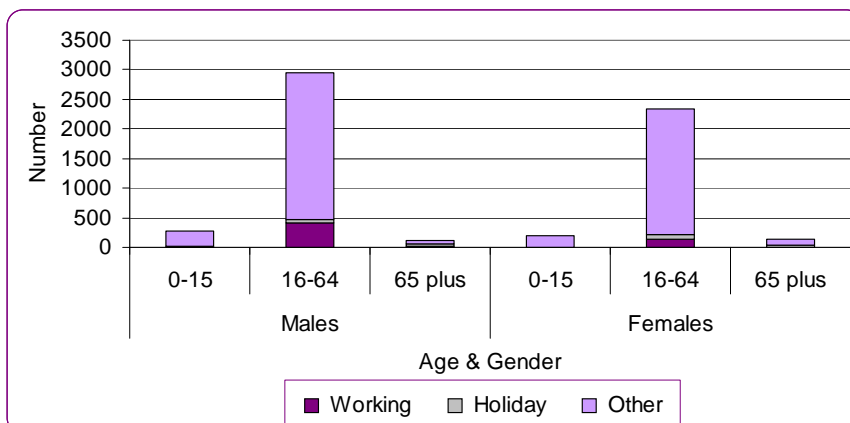


The majority of children with a second address are likely to be children of separated parents.



The majority of individuals with a second address in Colchester (that normally resided elsewhere), were of working age. Overall, males represented a higher proportion of these individuals, at 59% of the total.

Figure 2: All usual residents in Colchester with a second address outside Colchester, 2011



Males represented a slight majority of Colchester residents with a second address (56%).

86% of Colchester residents with a second address cited the reason for this second address as "other".

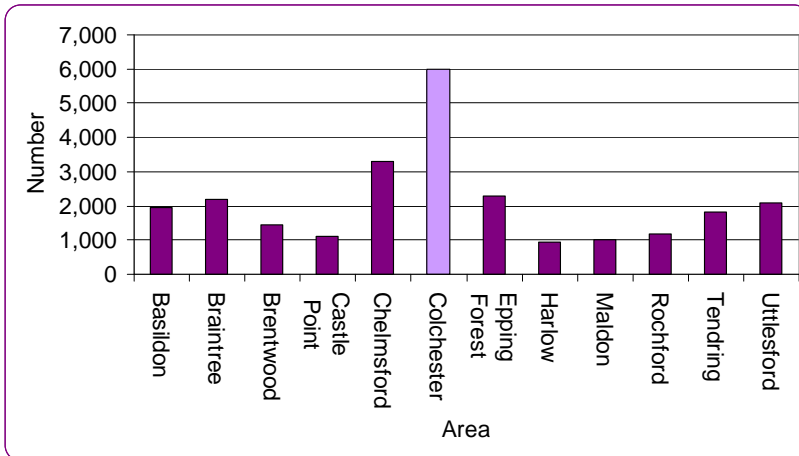
Further data can be found in the appendix.





## Second Address Information

Figure 2: Usual residents with a second address elsewhere in England and Wales, by Local Authority, 2011



When looking at residents with a second address elsewhere in England and Wales, Colchester has a much higher number compared to other Essex Local Authorities. This is likely to be due to the high numbers of armed forces personnel and students.



Colchester had double the number of local residents with a secondary address in Scotland or Northern Ireland (192 residents), when compared to the local authority with the second highest figure (Chelmsford - 96 residents). Again, this is likely to be due to the high number of armed forces personnel.

### Appendix

Appendix (i): Gender and Age Split of Second Address Data, 2011

Usual residents in Colchester who have a second address outside of Colchester		Second Address Type		
		Working	Holiday	Other
Male	0-15	-	14	266
	16-64	415	58	2,478
	65+	23	44	47
Female	0-15	-	2	187
	16-64	145	66	2,123
	65+	4	45	83
People with a second address in Colchester who are usually resident outside of Colchester		Second Address Type		
		Working	Holiday	Other
Male	0-15	-	20	341
	16-64	995	102	1,656
	65+	10	58	70
Female	0-15	-	22	245
	16-64	216	108	1,583
	65+	1	54	73