

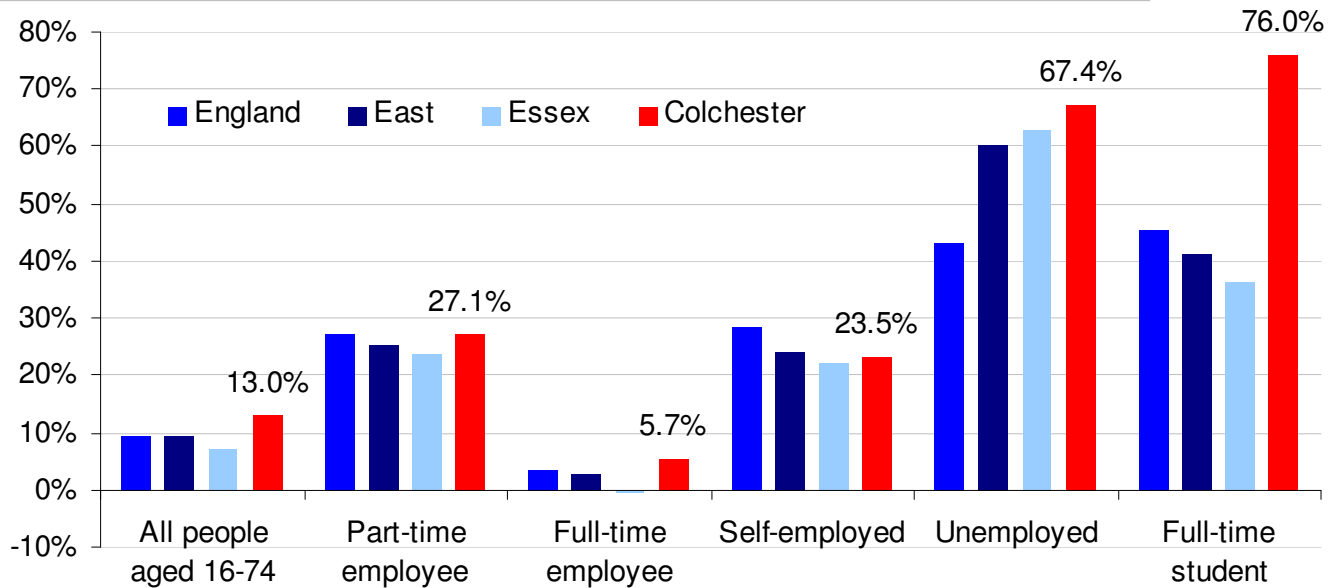


EDUCATION AND ECONOMY

The first release of Census 2011 data was published at the end of 2012 and by comparing this with Census 2001 data we are able to see how our borough has changed over the past decade.

1. ECONOMIC ACTIVITY

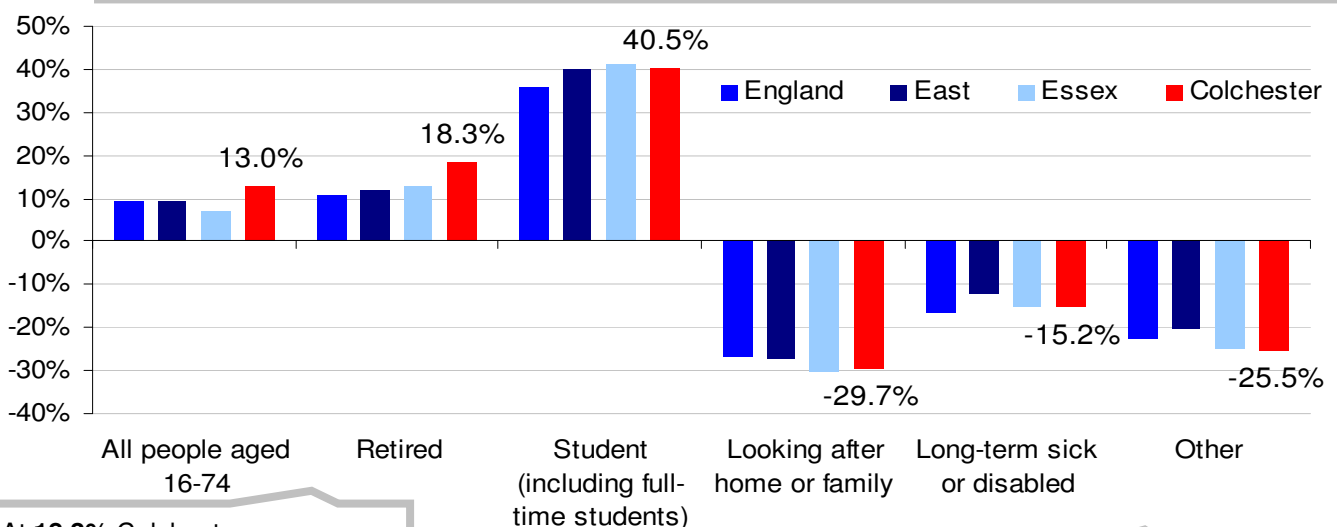
Figure 1: Percentage change of all economically active people in Colchester between 2001 and 2011, with national, regional and local authority comparators.



The number of people classed as economically active but currently out of work **increased by 67.4%** (1,794 people).

The number of full-time students classed as economically active saw an **increase of 76.0%** (2,467).

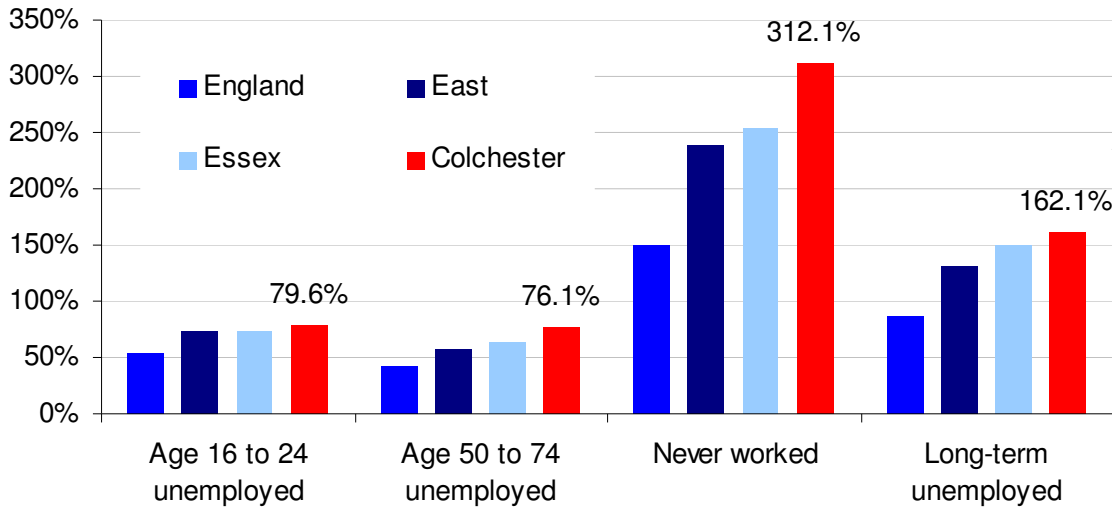
Figure 2: Percentage change of all economically inactive people in Colchester between 2001 and 2011, with national, regional and local authority comparators.



At **18.3%** Colchester saw a higher increase in the amount of retired people compared to Essex (**12.8%**), East of England (**12.3%**) and England (**10.6%**).

There was a **29.7%** decrease (equivalent to a drop of over **2,000** people) classed as economically inactive due to looking after their home or family members in Colchester between 2001 and 2011.

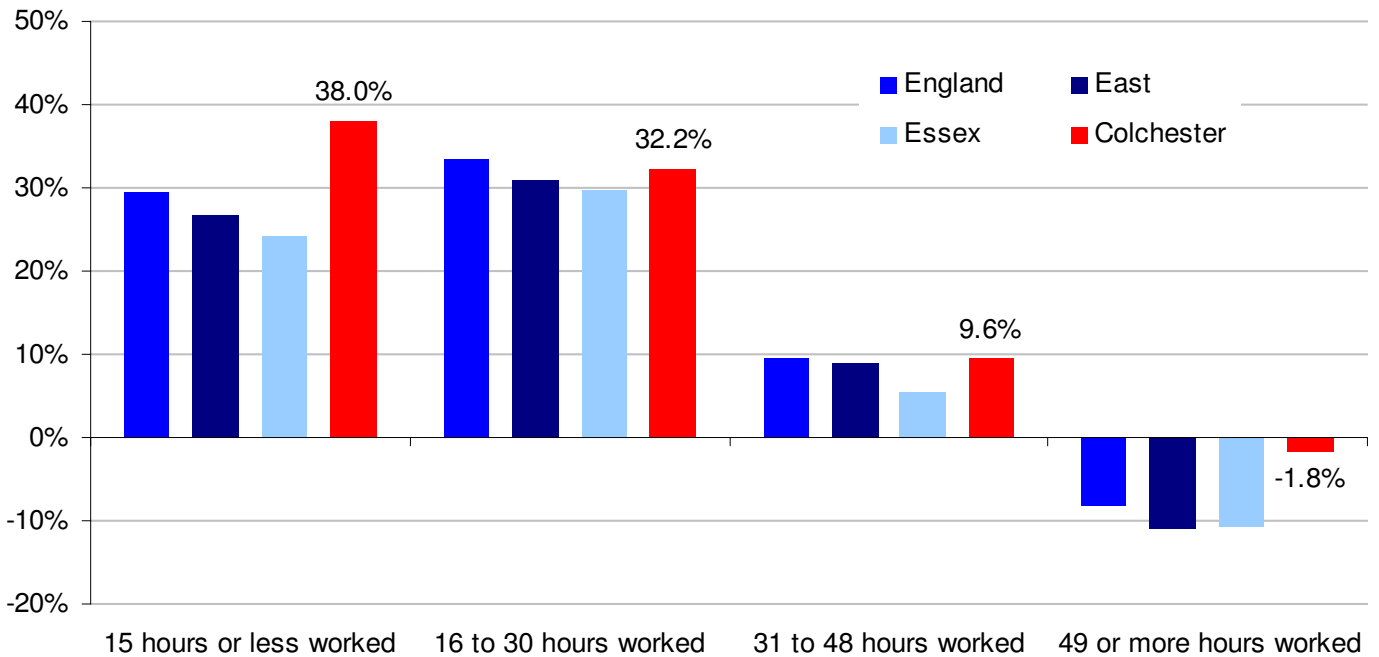
Figure 3: Percentage change of all unemployed people in Colchester between 2001 and 2011, with national, regional and local authority comparators.



Although the number of people stating they have never worked in Colchester increased by **312.1%**, this equates to only **437** people.

2. HOURS WORKED

Figure 4: Percentage change of the amount of hours worked by people in Colchester between 2001 and 2011, with national, regional and local authority comparators.



There was an increase of **6,600** people working 30 hours or less between 2001 and 2011.

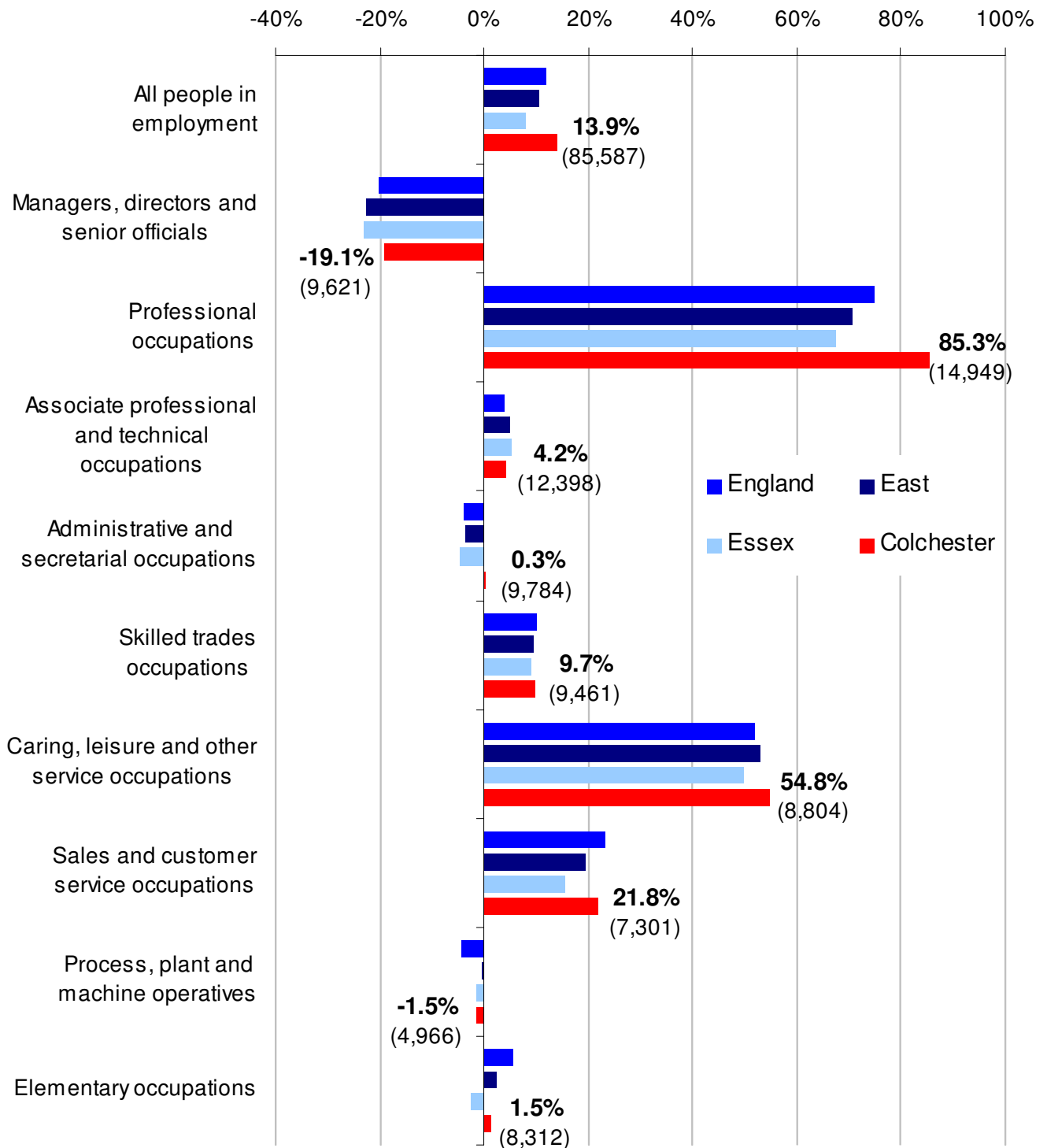
There were almost **10,500** more people in employment in Colchester in 2011 compared to 2001.

People working 31 to 48 hours a week (classified as full time) increased by **4,100** between 2001 and 2011.

3. OCCUPATIONS



Figure 5: Percentage change of occupation by category in Colchester between 2001 and 2011, with national, regional and local authority comparators (with 2011 Census totals for Colchester in brackets).

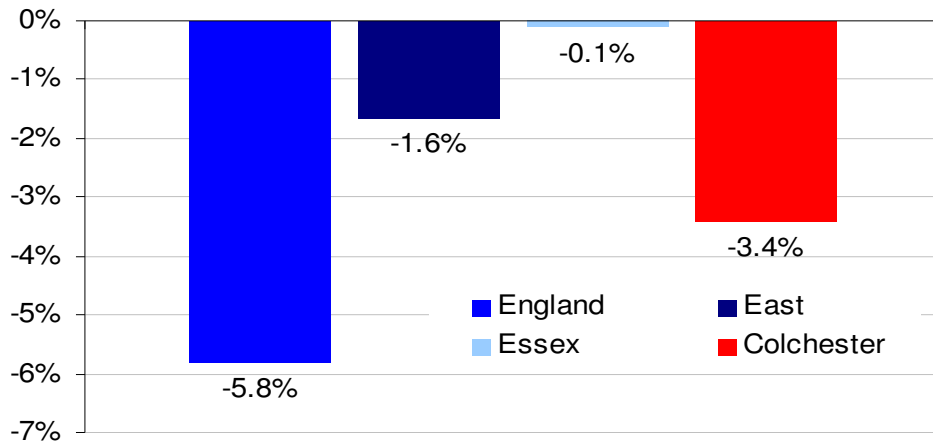


The largest increase in terms of numbers (**6,883**) and percentage (**85.3%**) was in the 'professional occupations' category. At almost 15,000 this was the largest employment category in 2011.

The only categories which saw an overall decrease were the 'managers, directors and senior officials' category and the 'process, plant and machine operatives' category. These categories saw a loss of **2,268** and **76** people, respectively.

4. EDUCATION

Figure 6: Percentage change of people (aged over 16 years) without any qualifications in Colchester between 2001 and 2011, with national, regional and local authority comparators.



There was a decrease of **3.4%** of people without any qualifications in Colchester between 2001 and 2011. This equates to **969** fewer people in the borough. The decrease nationally is however more significant at **5.8%**.

NOTES

Economically active

A person aged 16 to 74 is described as economically active if, in the week before the census, they were:

- in employment, as an employee or self-employed
- not in employment, but were seeking work and ready to start work within two weeks, or
- not in employment, but waiting to start a job already obtained and available.

Full-time students who fulfil any of these criteria are classified as economically active and are counted separately in the 'Full-time student' category of economically active - they are not included in any of the other categories such as employees or unemployed.

Economically inactive

A person aged 16 to 74 is described as economically inactive if, in the week before the census, they were not in employment but did not meet the criteria to be classified as 'Unemployed' This includes a person looking for work but not available to start work within two weeks, as well as anyone not looking for work, or unable to work - for example retired, looking after home/family, permanently sick or disabled.

Students who fulfil any of these criteria are also classified as economically inactive. This does not necessarily mean in full-time education and excludes students who were working or in some other way were economically active.

Employed (in employment)

A person aged 16 to 74 is defined as employed (or in employment) if in the week before the census they carried out at least one hour's paid work, either as an employee or self-employed.

This includes casual or temporary work, on a government-sponsored training scheme, doing paid or unpaid work for their own or family business, being away from work ill, on maternity leave, or on holiday or temporarily laid off.

Unemployed (not in employment)

A person aged 16 to 74 is classified as unemployed if they are not in employment; are available to start work in the next two weeks; and either looked for work in the last four weeks or is waiting to start a new job.

Full-time student

A full-time student is a person of any age who has indicated that they are a schoolchild or student in full-time education.

Schoolchildren and students in full-time education studying away from their family home are treated as usually resident at their term-time address.

No qualifications

A person aged 16 to 74 is classed as having no qualifications if they do not have any academic or professional qualifications.

Why is not all Census data compared?

Unfortunately not all datasets are capable of a direct comparison between the 2001 and 2011 Censuses. Comparisons have been omitted if the categories within a dataset have changed. For example the categories within the industry dataset differ from 2001 to 2011 so a direct comparison is not possible (or to do so would be inaccurate).

FURTHER INFORMATION

Census day 2001 was carried out on 29th April 2001 and Census day 2011 was carried out on 27th March 2011.

Contains National Statistics data © Crown copyright and database right 2012. The 2011 Census logo is the property of the Office for National Statistics.

The information in this report was, as far as is known, correct at the date of publication.

Colchester Borough Council cannot accept responsibility for any error or omission.

For further census information in Colchester please visit:

<http://www.colchester.gov.uk/census>

For further information on the 2011 Census please visit:

<http://www.ons.gov.uk/census>



COLCHESTER