

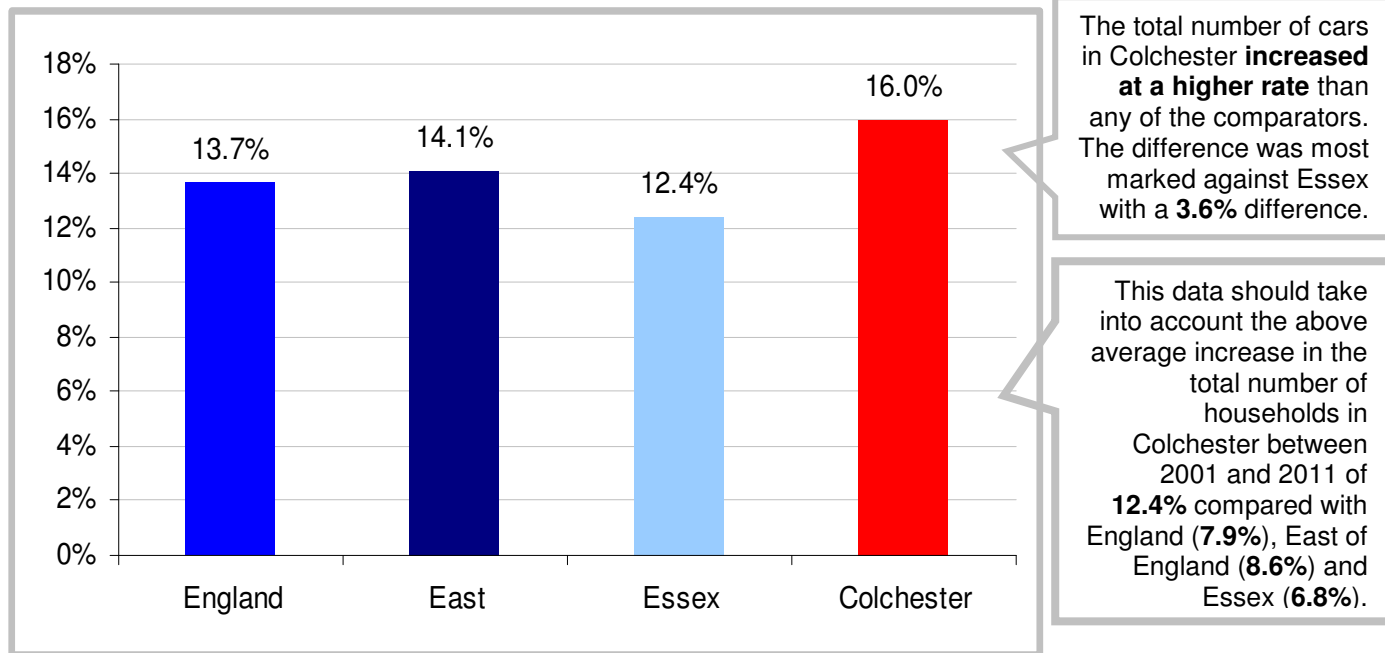


HOUSEHOLD VEHICLE AVAILABILITY

The first release of Census 2011 data was published at the end of 2012 and by comparing this with Census 2001 data we are able to see how our borough has changed over the past decade.

CAR OR VAN AVAILABILITY

Figure 1: Percentage change in the amount of cars in Colchester between 2001 and 2011 with national, regional and county comparators.

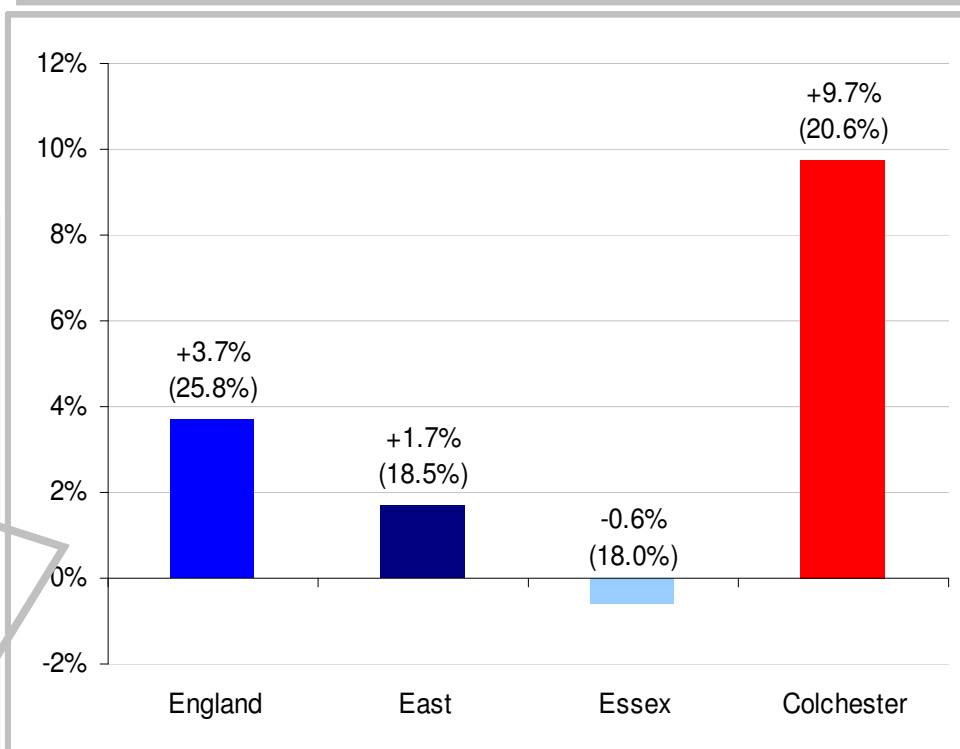


CARS PER HEAD*

Colchester	0.48
Essex	0.55
East	0.57
England	0.52

*According to the 2011 Census

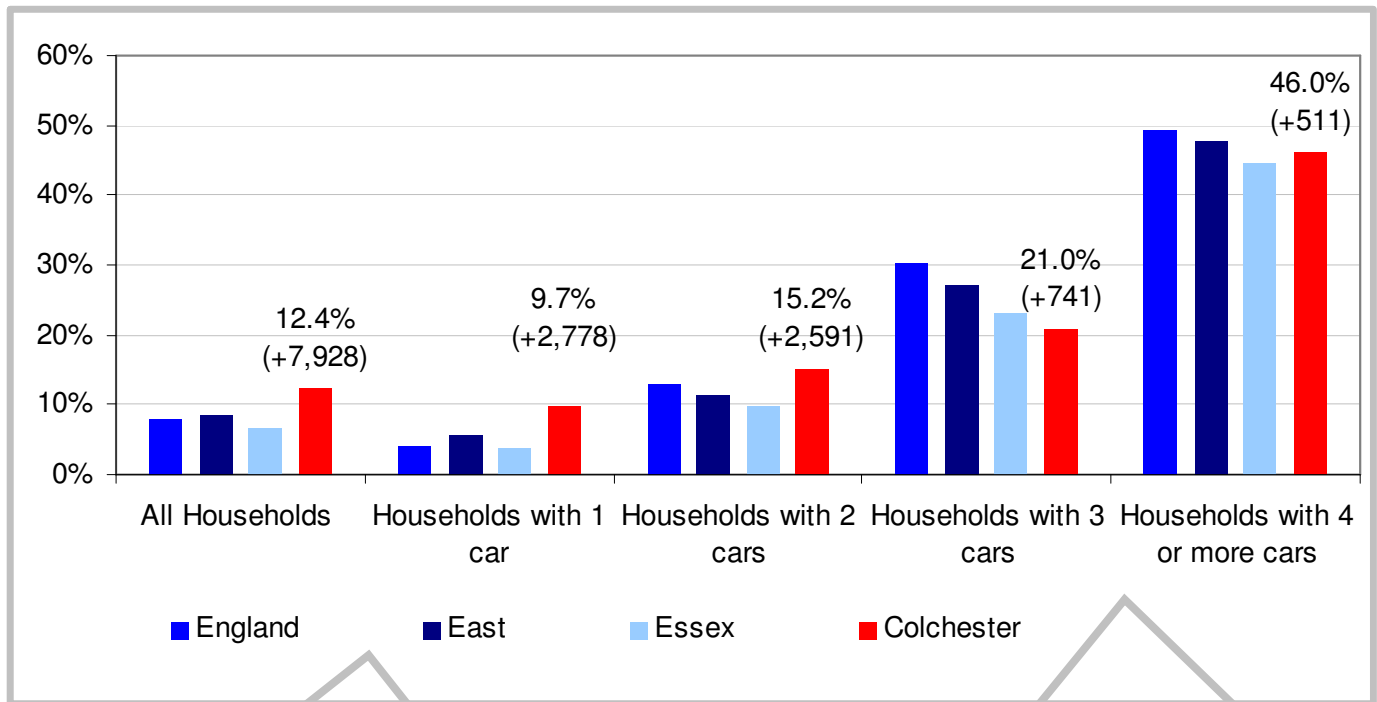
Figure 2: Percentage change in the amount of households with no cars in Colchester between 2001 and 2011 with national, regional and county comparators (with 2011 Census percentage).



Colchester saw an **increase** in the amount of households without a car in the decade between 2001 and 2011. The difference between the Essex average (which actually saw a decrease) is very apparent at **10.3%**.

This could be for a number of reasons. For example the borough has a **large transient population** of students and military personnel who are less likely to own a car than those living and working permanently in the area.

Figure 3: Percentage change in households with amount of cars available in Colchester between 2001 and 2011 with national, regional and county comparators (with change in household numbers).



The change in households with 1 car or 2 cars accounted for **67.7%** of the additional households in the borough between 2001 and 2011.

Although there was a **large percentage increase** in the amount of households with 3 cars or 4 or more cars, in terms of numbers this equates to **only 1,252** more such households in the borough.

NOTES

Car or vans

The number of cars or vans that are owned, or available for use, by one or more members of a household. This includes company cars and vans that are available for private use. It does not include motorbikes or scooters, or any cars or vans belonging to visitors.

The count of cars or vans in an area relates only to households. Cars or vans used by residents of communal establishments are not counted.

Households with 10 or more cars or vans are counted as having only 10.

Household

A household is defined as one person living alone, or a group of people (not necessarily related) living at the same address who share cooking facilities and share a living room or sitting room or dining area. A household must contain at least one person whose place of usual residence is at the address. A group of short-term residents living together is not classified as a household, and neither is a group of people at an address where only visitors are staying.

FURTHER INFORMATION

Census day 2001 was carried out on 29th April 2001 and Census day 2011 was carried out on 27th March 2011.

Contains National Statistics data © Crown copyright and database right 2012. The 2001 Census and 2011 Census logos are the property of the Office for National Statistics.

The information in this report was, as far as is known, correct at the date of publication. Colchester Borough Council cannot accept responsibility for any error or omission.

For further census information in Colchester please visit:

<http://www.colchester.gov.uk/census>

For further information on the 2011 Census please visit:

<http://www.ons.gov.uk/census>

