

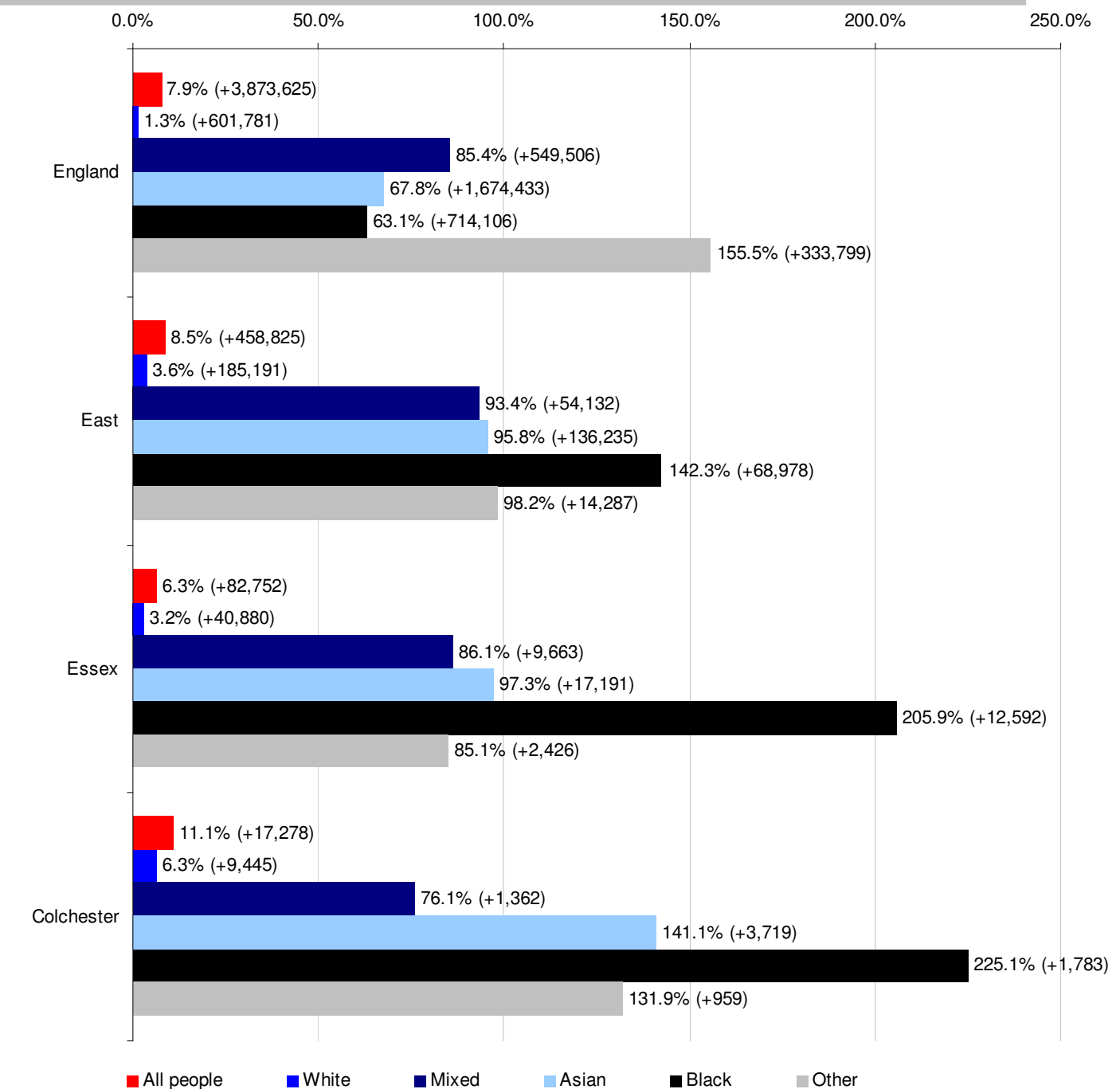


ETHNICITY AND RELIGION

The first release of Census 2011 data was published at the end of 2012 and by comparing this with Census 2001 data we are able to see how our borough has changed over the past decade.

1. ETHNICITY

Figure 1: Percentage change of ethnic groups in England, East of England, Essex and Colchester between 2001 and 2011 (including change in numbers).



The Black African ethnic group saw the biggest percentage **increase** in Colchester with a **370.8%** increase however this only equates to an increase of **1,420** people. In numbers the biggest increase after White British was White Other with approximately **2,656** more people in 2011.

Despite seeing the smallest percentage increase, the White British ethnic group is still overwhelmingly the most represented in the borough at over **150,000** people.

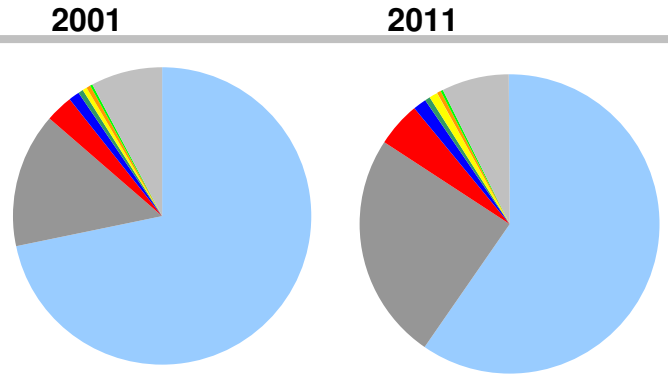
2. RELIGION



Figure 2: Religious group comparison of England, East of England, Essex and Colchester between 2001 and 2011.

England

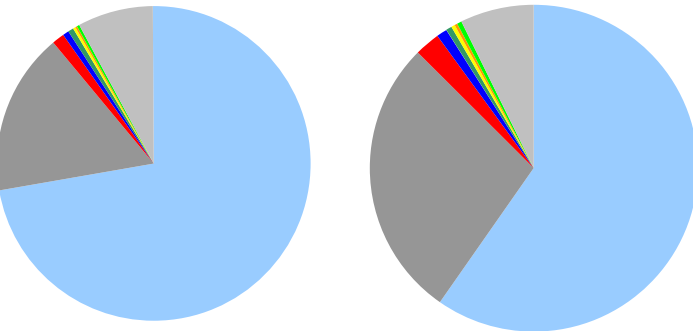
	+/- people	+/- %	2011 %
Christian	-3,771,368	-10.7%	59.4%
No religion	+5,942,900	+82.9%	24.7%
Muslim	+1,135,229	+74.4%	5.0%
Hindu	+259,217	+47.4%	1.5%
Jewish	+3,611	+1.4%	0.5%
Sikh	+92,853	+28.4%	0.8%
Buddhist	+99,580	+71.6%	0.5%
Other	+84,014	+58.4%	0.4%
Not stated	+27,589	+0.7%	7.2%



East

2001

2011



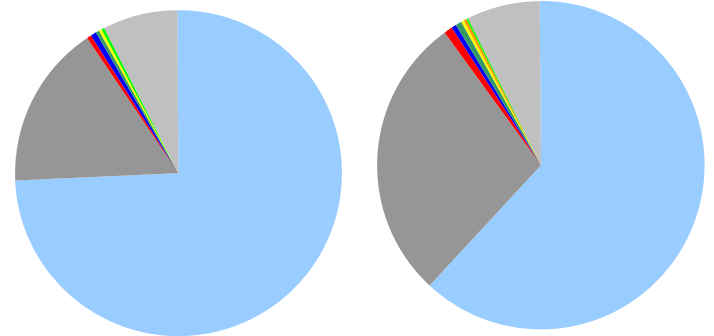
	+/- people	+/- %	2011 %
Christian	-398,715	-10.3%	59.7%
No religion	+729,427	+80.9%	27.9%
Muslim	+69,410	+87.9%	2.5%
Hindu	+22,624	+72.1%	0.9%
Jewish	+4,463	+14.7%	0.6%
Sikh	+4,848	+36.3%	0.3%
Buddhist	+10,208	+84.6%	0.4%
Other	+9,510	+61.5%	0.4%
Not stated	+7,050	+1.7%	7.3%

2001

2011

Essex

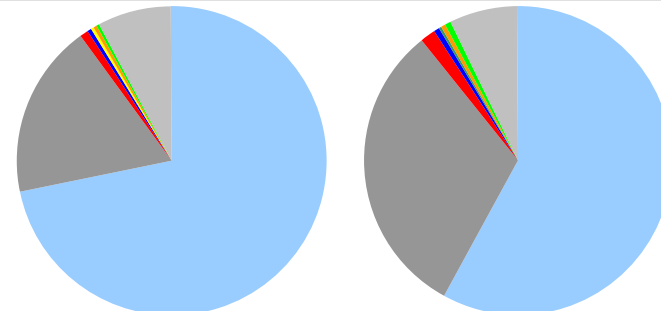
	+/- people	+/- %	2011 %
Christian	-110,652	-11.4%	61.8%
No religion	+176,186	81.6%	28.1%
Muslim	+5,925	78.0%	1.0%
Hindu	+3,261	64.8%	0.6%
Jewish	+453	7.3%	0.5%
Sikh	+872	65.8%	0.2%
Buddhist	+2,032	76.4%	0.3%
Other	+1,677	48.1%	0.4%
Not stated	+2,998	3.1%	7.2%



Colchester

2001

2011



	+/- people	+/- %	2011 %
Christian	-11,622	-10.4%	57.7%
No religion	+25,544	+88.7%	31.4%
Muslim	+1,581	+133.9%	1.6%
Hindu	+516	+68.1%	0.7%
Jewish	+26	+10.9%	0.2%
Sikh	+65	+55.6%	0.1%
Buddhist	+433	+78.9%	0.6%
Other	+225	+39.9%	0.5%
Not stated	+510	+4.2%	7.3%

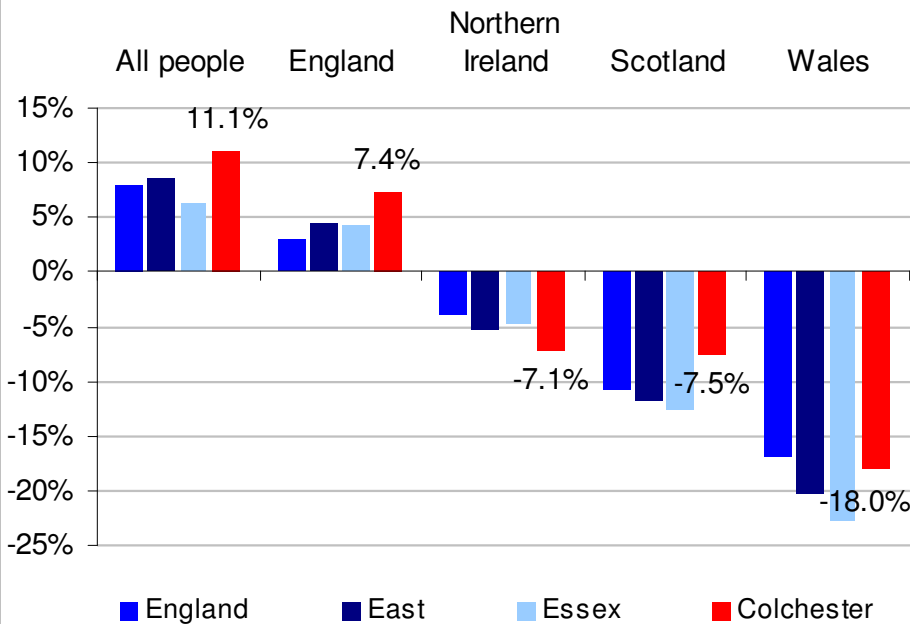
Despite a decrease of **10.4%**, Christians remain the largest religious group in Colchester with almost **100,000** people describing themselves as such.

The 'no religion' group increased from approximately **28,800** to **54,400** people. This was by far the **biggest increase** in terms of real numbers. Even though Muslims increased by **133.9%**, this equated to an increase of only **1,581** people.

3. COUNTRY OF BIRTH



Figure 3: Percentage change of the population by country of birth within the United Kingdom between 2001 and 2011, with national, regional and local authority comparators.



In real numbers the amount of people stating England as their country of birth in the borough increased by over **10,000** whereas the total fall in the other groups combined was just below **600**.

The amount of people in Colchester not born in England but born in the United Kingdom **decreased** between 2001 and 2011, as did the other comparators.

NOTES

Religion

This is a person's current religion, or if the person does not have a religion, 'no religion'. No determination is made about whether a person was a practicing member of a religion. Unlike other census questions where missing answers are imputed, this question was voluntary, and where no answer was provided the response is categorised as 'Not stated'.

Ethnic group

Ethnic group classifies people according to their own perceived ethnic group and cultural background. The 2011 Census differed from the 2001 Census in how many categories were available to choose from. In the interests of comparability the new group of "White Gypsy or Irish Traveller" was added to "White Other", similarly, "Arab" was added to "Other Ethnic Group".

Country of birth

Country of birth is the country in which a person was born. Due to a change in categorisation between the 2001 and 2011 Census it was not possible to compare all the data available.

FURTHER INFORMATION

Census day 2001 was carried out on 29th April 2001 and Census day 2011 was carried out on 27th March 2011.

Contains National Statistics data © Crown copyright and database right 2012. The 2011 Census logo is the property of the Office for National Statistics.

The information in this report was, as far as is known, correct at the date of publication. Colchester Borough Council cannot accept responsibility for any error or omission.

For further census information in Colchester please visit:

<http://www.colchester.gov.uk/census>

For further information on the 2011 Census please visit:

<http://www.ons.gov.uk/census>

