



Housing Needs Survey for
Tiptree Village
 Please read the accompanying letter before
 completing this form and use the pre-paid envelope to
 return the completed form by
22nd July 2017



Registered Charity No. 1097009
 Company No. 4609624

To assist Tiptree Neighbourhood Plan Working Group in their evidence gathering, this survey is asking about people's housings needs in Tiptree village. It can be answered anonymously, but please answer as many questions as you can. If you need any additional forms please contact the Rural Housing Enabler (details at the end of the survey)

1. Is this your main home?

- Yes, main home No, second home *(If this is your second home **do not** complete the rest of the form but please **do** return it)*

PART 1 - You and Your Household

(A household is one person living alone or a group of people (not necessarily related) living at the same address who share cooking facilities and share a living room or sitting room or dining area)

2. How would you describe your home? (Tick one box only)

- | | | | |
|------------------------------------|--------------------------|------------------------------------|--------------------------|
| House..... | <input type="checkbox"/> | Bungalow..... | <input type="checkbox"/> |
| Flat/maisonette/bed-sit..... | <input type="checkbox"/> | Caravan/mobile home/temp.structure | <input type="checkbox"/> |
| Sheltered/retirement housing | <input type="checkbox"/> | Other..... | <input type="checkbox"/> |

3. How many bedrooms does your home have? (Tick one box only)

- | | | | |
|--------------------------|--------------------------|-------------------------|--------------------------|
| 1 bedroom or bedsit..... | <input type="checkbox"/> | 2 bedrooms..... | <input type="checkbox"/> |
| 3 bedrooms..... | <input type="checkbox"/> | 4 or more bedrooms..... | <input type="checkbox"/> |

4. Who owns your home? (Tick one box only)

- | | | | |
|-----------------------------------|--------------------------|--|--------------------------|
| Outright by a household member | <input type="checkbox"/> | Part owned/part rented (shared ownership)..... | <input type="checkbox"/> |
| Owned with mortgage or loan..... | <input type="checkbox"/> | Rented from the local council..... | <input type="checkbox"/> |
| Rented from a housing association | <input type="checkbox"/> | Rented from a private landlord..... | <input type="checkbox"/> |
| Tied to job..... | <input type="checkbox"/> | Other..... | <input type="checkbox"/> |

5. How many years have you lived in this parish?

THANK YOU FOR TAKING THE TIME TO COMPLETE PART 1 OF THE SURVEY

6. Please complete the table below to show the age and gender of all those living in your home.

	Age	Gender
Person 1		
Person 2		
Person 3		
Person 4		
Person 5		
Person 6		

7. What is your postcode?

8. Have any members of your family moved away from the parish in the last 5 years, due to not being able to find a suitable home locally?

Yes..... No.....

If you answered 'Yes' and the family members wish to move back to parish, please contact the Rural Housing Enabler for an additional survey form.

9. Do you (or anyone living with you) need to move to alternative accommodation, either open market or affordable?

Yes..... No..... If you answered "No" please go to Q10

9a. If you are planning to move will you be staying in the parish?

Yes..... No.....

9b. Is the main reason for your move to downsize? (i.e. move to a smaller home because your current property is too large for your needs)

Yes..... No, I would be moving for another reason.

10. Please provide any additional comments here. (These will be recorded anonymously in the report)

- If you answered 'Yes' to Question 9 and you would like to remain within the parish when you next move, then please complete Part 2 of this questionnaire. A separate form will be required for each new home needed. (e.g. if two people living with you need to move to alternative accommodation and would be seeking a home each please ask them to complete separate forms).
- If you answered "No" in question 9 (because no-one in your household is in need of alternative accommodation), please return the part 1 of the form in the envelope provided.

THANK YOU FOR TAKING THE TIME TO COMPLETE PART 1 OF THE SURVEY

DO NOT COMPLETE THIS SECTION IF YOU HAVE NO HOUSING NEED.

PART 2 - Open market & affordable housing needs

1. When do those requiring accommodation need to move from this home? (Tick one box only)

Within the next 2 years... Between 2 and 5 years... In 5 or more years.....

2. Who owns your current home? (Tick one box only)

Live with parents..... Member of the household
Part-owned/rented (shared ownership). Rented from council/housing association
Provided with job (tied)..... Rented from private landlord.....

3. If you could stay in/move back to the village which option would you prefer to do?

(Tick one box only)

Rent from council/housing assoc..... <input type="checkbox"/>	Buy on the open market <input type="checkbox"/>
Shared ownership (part buy/part rent) <input type="checkbox"/>	Rent from a private landlord..... <input type="checkbox"/>
Other, (e.g. self build, annexe to existing home to accommodate relatives) please specify.....	

4. Are you on the local council housing register or waiting list?

Yes..... No.....

5. What type of accommodation would meet your needs? (Tick one box only)

House..... Bungalow.....
Flat..... Sheltered/retirement housing
Other, please specify.....

6. How many bedrooms do you require?

Please note that for affordable housing, bedroom allocation is decided by need and set by the local authority's allocations policy. This is available on their website.

1..... 2..... 3..... 4 or more.....

7. Does anyone requiring alternative accommodation have specific housing needs? (For example wheelchair access, ground floor, specialist equipment)

If yes, please give brief details

8. What is your *main* reason for needing to move? (Tick one box only)

- | | | | |
|--|--------------------------|--|--------------------------|
| Need smaller home/downsizing..... | <input type="checkbox"/> | Need larger home..... | <input type="checkbox"/> |
| Need cheaper home..... | <input type="checkbox"/> | Need secure home..... | <input type="checkbox"/> |
| Need to change tenure..... | <input type="checkbox"/> | Need to set-up first/independent home. | <input type="checkbox"/> |
| Need physically-adapted home..... | <input type="checkbox"/> | Need to be nearer work..... | <input type="checkbox"/> |
| Need to be closer to a carer or dependent, to give or receive support..... | <input type="checkbox"/> | | <input type="checkbox"/> |
| Other, please specify..... | | | |

9. Please indicate the age, gender and relationship of each person needing to move. (i.e. those who will make up the NEW household). If more than one house is needed please request extra forms

	Age	Gender	Relationship to person 1 (e.g. son, daughter etc)
Person 1			
Person 2			
Person 3			
Person 4			
Person 5			
Person 6			

10. What type of household will the NEW household be? (Tick one box only)

- | | | | |
|--------------------------------|--------------------------|--------------------------------|--------------------------|
| One-person household..... | <input type="checkbox"/> | Older person(s) household..... | <input type="checkbox"/> |
| Parent(s) with child(ren)..... | <input type="checkbox"/> | Couple..... | <input type="checkbox"/> |
| Brothers/sisters sharing..... | <input type="checkbox"/> | Other..... | <input type="checkbox"/> |

11. Will the NEW household be claiming Housing Benefit / Universal Credit?

- Yes..... Partial..... No..... Don't know.....

12. Which of the following best describes your current situation? (Tick one box only)

- | | | | |
|---|--------------------------|-------------------------------------|--------------------------|
| Live in the parish now..... | <input type="checkbox"/> | Live in an adjoining parish..... | <input type="checkbox"/> |
| Have moved out of the parish within last 5 years..... | <input type="checkbox"/> | Work in parish or adjoining parish. | <input type="checkbox"/> |
| Have close family in the parish..... | <input type="checkbox"/> | Other (please specify)..... | <input type="checkbox"/> |

To undertake (basic) calculations on affordability in relation to housing need and gain a better understanding of suitability of tenure, a basic financial assessment is carried out. To be able to do this we require information on the **new** household's financial situation (income and savings). Those seeking shared ownership or open market housing will require enough savings to cover costs such as deposit, legal fees, etc.

13. What is the gross monthly income, including benefits, of those in the **NEW household responsible for the cost of housing (rent or mortgage)?** (Tick one box only)

- | | | | |
|----------------------|--------------------------|-----------------------|--------------------------|
| Less than £500..... | <input type="checkbox"/> | £501 - £750..... | <input type="checkbox"/> |
| £751- £1,000..... | <input type="checkbox"/> | £1,001 - £1,500..... | <input type="checkbox"/> |
| £1,501 - £2,000..... | <input type="checkbox"/> | £2,001 - £2,500..... | <input type="checkbox"/> |
| £2,501 - £3,000..... | <input type="checkbox"/> | £3,001 and above..... | <input type="checkbox"/> |

14. Do you have savings/equity which may be used to contribute towards the cost of a new home?
(Tick one box only)

- | | | | |
|------------------------|--------------------------|------------------------|--------------------------|
| None | <input type="checkbox"/> | Below £5,000 | <input type="checkbox"/> |
| £5,001 - £10,000 | <input type="checkbox"/> | £10,001 - £20,000..... | <input type="checkbox"/> |
| £20,001 - £30,000..... | <input type="checkbox"/> | £30,001 - £40,000..... | <input type="checkbox"/> |
| £40,001 - £60,000..... | <input type="checkbox"/> | Above £60,000..... | <input type="checkbox"/> |

Thank you for taking the time to complete this survey

The information you provide is protected under the Data Protection Act 1998. A report will be prepared and shared with the Neighbourhood Plan Working Group, no personal information will be made public.

Contact Details for Rural Housing Enabler:

Robert Horn
Rural Community Council of Essex
Threshelfords Business Park
Inworth Road
Feering
Essex CO5 9SE
T: 01376 574330

Email: robert.horn@essexrcc.org.uk



June 2017

Dear Resident,

Tiptree Neighbourhood Plan, Housing Needs Survey

The Tiptree Neighbourhood Plan Working Party conducted a general village questionnaire in autumn 2016. Thank you to those that completed that survey. Following on from that, the group are continuing to gather evidence and it has been decided to work with the Rural Community Council of Essex (RCCE) to look at residents housing needs in Tiptree. RCCE is an independent charity, established in 1929 and works with rural communities in a variety of areas; including housing for local people.

A Neighbourhood Plan is a document produced by local people and contains local planning policies. Once the plan is agreed, it becomes part of the legal process when determining planning applications and considering future development of the village. This second survey will look at determining the specific housing needs of Tiptree's residents, both in terms of open market housing (sales and rented) and affordable housing (sales, shared ownership and rented).

The survey should only take a few minutes to complete. You have the choice of returning the form in the Freepost envelope provided or using the online form available at: www.surveymonkey.co.uk/r/TiptreeHN. **Please do not return to the Parish Office**

Please return the forms or complete online by the **22nd July 2017**. Please also be assured that the RCCE will treat your response in strict confidence. The Working Party will be provided with a summary report, but will not see the completed forms nor be made aware of any personal details.

If you have any questions about completing the survey, or require additional forms please contact either Robert Horn (Rural Housing Enabler) or Sarah Sapsford (Community Engagement Manager) either on 01376 574330 or by e-mail at Robert.horn@essexrcc.org.uk

Yours sincerely,

Chairman
Tiptree Neighbourhood Plan Working Group

RCCE Rural Housing Enabler

Wi



Housing Needs Survey

Tiptree

December 2017

Laura Atkinson
Rural Housing Enabler

RCCE (Rural Community Council of Essex) is an **independent charity** helping people and communities throughout rural Essex build a sustainable future.

Registered Charity No. 1097009
Registered Company No. 4609624

Rural Community Council of Essex
Threshelfords Business Park
Inworth Road
Feering
Essex
CO5 9SE
Tel: 01376 574330
Fax: 01376 573524
e-mail: laura.atkinson@essexrcc.org.uk
website: www.essexrcc.org.uk

This Document is protected by copyright and no part may be reproduced or used without the express permission of RCCE

Contents	Page Number
Background	5
Context & methodology	5
Tiptree Parish Community Profile	6
Key findings and recommendations	9
Part One	
Residency & Property type	11
Number of bedrooms	12
Current tenure	12
Number of years living in the parish	13
Number of people in current household	13
Age of people in current household	14
Gender of people in current household	14
Moved away in past 5 years	15
Need to move accommodation	15
Moving away or staying in parish	16
Main reason for moving	16
Remain in parish	16
Part Two	
Timescale for moving	17
Current tenure	17
Preferred tenure	18
Housing register	18
Type of accommodation required	19
Number of bedrooms	19
Special needs & adaptations	20
Reason for moving	20
Age of people in new household	21
Gender of people in new household	21
Types of new household	22
Housing Benefit	22

Current situation	23
Household income	23
Savings contribution	24
Assessment of need and recommendation	25
Tables of aspiration and need	26-29

Appendices

Appendix 1	Local Property Information
Appendix 2	Deprivation Data
Appendix 3	Covering Letter
Appendix 4	Housing Needs Survey form
Appendix 5	Comments
Appendix 6	Data

Background

The Rural Community Council of Essex (RCCE) is an independent charity helping people and communities throughout rural Essex build a sustainable future.

RCCE's mission is to provide local communities with the skills, resources and expertise necessary to achieve a thriving and sustainable future.

This means helping communities come together to identify their own needs and priorities, and provide them with advice and support in developing practical solutions. We strive to provide a voice for rural communities, representing their interests to government at local, regional and national level.

RCCE employs a Rural Housing Enabler (RHE) to help identify local housing need. The RHE works with small rural communities, usually through the parish council, to identify if there is a need for a small development of affordable housing for local people, and with neighbourhood plan steering committees to help them with evidence gathering for the creation of local policies in this type of community led plan.

Context and Methodology

In summer 2017 Tiptree Parish Council, worked with the RCCE's Rural Housing Enabler to carry out a Housing Needs Survey as part of the evidence gathering for Tiptree Village Neighbourhood Plan. The aim of this survey was to better understand the existing and future levels of housing need for local people. This evidence can be used in conjunction with other evidence, including Colchester BC's housing needs assessments to create local planning objectives and policies.

The survey pack included a covering letter, a questionnaire and a freepost envelope for forms to be returned directly to the RHE at no cost to the respondent. There was also an online option for residents to complete the survey.

The survey form was divided into two sections. Part 1 of the survey form contained questions on household composition, postcode and also questions on whether anyone in the household planned to move in the next 5 years. This section was to be completed by everyone regardless of need. Households which were experiencing or expecting to be in housing need in the future were asked to also complete Part 2 of the survey, which gave the opportunity to provide more detailed information. Additional forms were made available on request from the RHE.

The closing date for the survey was 22nd July 2017. The 4,200 forms were kindly distributed by the scouts and 1017 forms were returned in the pre-paid envelope to the RHE at RCCE, along with 140 online responses. This gave a total number of replies of **1157**, the survey had a **28% response rate** which is just above the county average of 25%. All responses are treated in confidence and only the final report is given to the neighbourhood plan steering committee (or parish council, depending on who requested the survey). RCCE destroys the survey forms once the report is accepted by the commissioning organisation.

The full table of results can be seen in Appendix 6. Percentages shown are percentages of returned forms (1157=100%) unless otherwise stated. Please note that the percentages have been individually rounded and therefore may not total 100.

The Parish of Tiptree

Tiptree, one of the largest villages in England with a current population in excess of 9,000, is situated approximately 10 miles from Colchester and close to the A12 trunk road. It is one of 27 wards administered by Colchester Borough council and also has its own Parish Council. Despite its growth over the last 50 years Tiptree is proud of its historical and rural identity and was once part of a huge area of heathland that embraced 16 parishes.



Tiptree Heath lies in the south of Tiptree, spanning 25 hectares and the largest surviving heathland fragment in Essex. Tiptree is also home to the Park Lane Nature Reserve, park lane connects the village of Tiptree to the village of Tolleshunt Knights. The nature reserve is over 5 hectares and is mainly used for wildlife and as a public open space with work carried by local conservationists, volunteers and council workmen to maintain the area.

Tiptree is home to an internationally recognised preservative brand manufactured in the village by Wilkin & Sons. On Tiptree's outskirts is Perrywood Garden centre and nursery. There are small industrial units situated around the village, along with independent retail units and a Tesco store in the village centre. There is no rail station in Tiptree, so most commuters have to travel to Kelvedon, Colchester or Witham

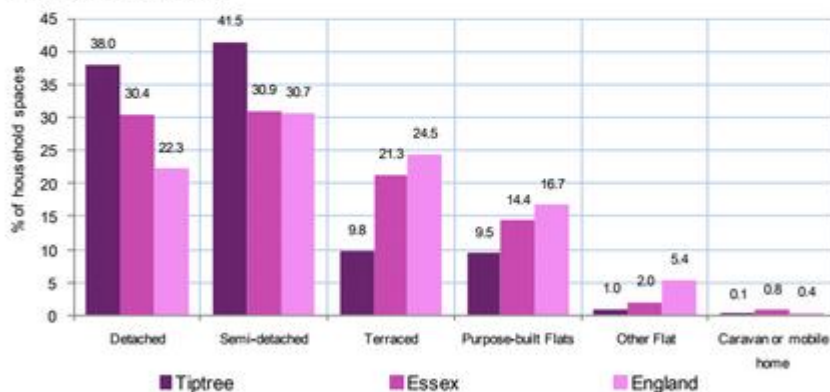
There are three Pre Schools in the village. There are four primary schools which were all rated "Good" in their latest OFSTED report, Tiptree Heath - February 2016, Milldene Primary - October 2016, Baynards Primary School - February 2016 and St Luke's Church of England Controlled Primary School - October 2013. There is one secondary school in Tiptree, Thurstable School which is recognised for its sporting excellence and was also rated as "Good" in a 2016 report.

The parish has four churches: St Luke's (Church of England) which celebrated its 160th anniversary in 2016, Tiptree Community Church, Tiptree United Reformed Church and St John Houghton Roman Catholic Church. There is a community centre in the village that is used by various local community groups and organisations.

Housing types in Tiptree – From 2011 Census.



Dwelling type breakdowns



Source: Census 2011 (table KS401EW)

Housing tenure – From 2011 Census.



Housing tenure breakdowns



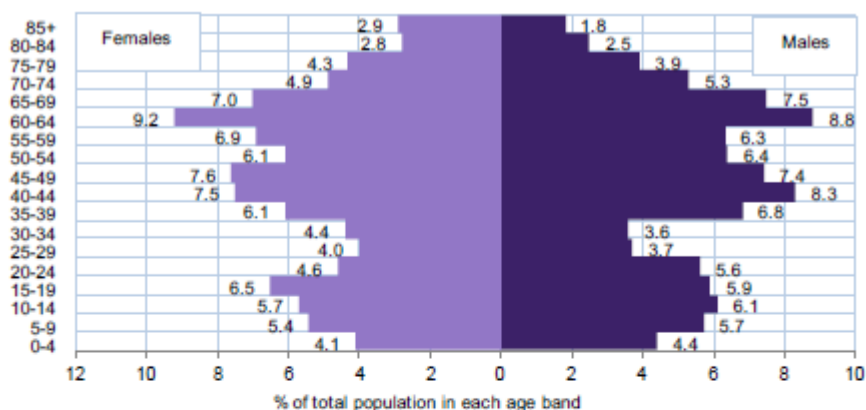
Source: Census 2011 (KS402EW)

Population – From 2011 Census.

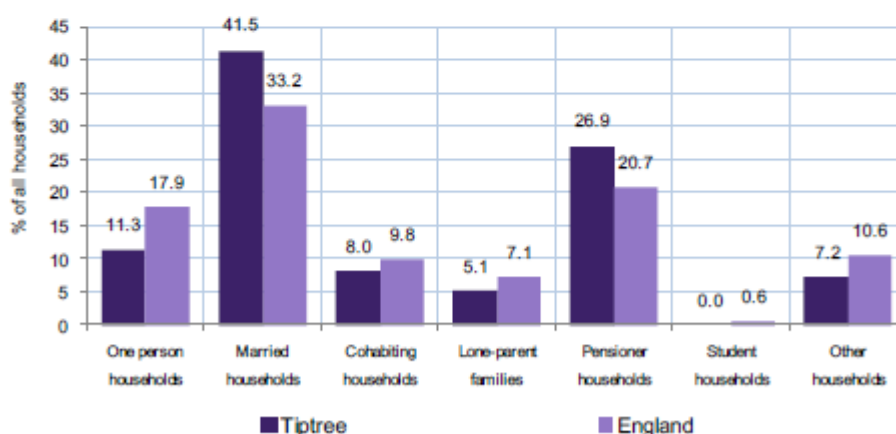


Source: Census 2011 (table KS102EW)

Population estimates by 5 year age band



Population by household composition



Source: Census 2011 (tables KS201EW, KS204EW and KS105EW)

Summary, Key Findings and Recommendations

This Housing Needs Survey was carried out in the parish of Tiptree in summer 2017 by Tiptree Parish Council, The Neighbourhood Plan Steering Group and the Rural Housing Enabler at RCCE. The parish council arranged for the delivery of the forms.

Four thousand, two hundred forms were distributed and 1017 forms were returned, along with 140 online responses, giving a total number of replies of **1157**. The **response rate was 28%** which is slightly above the county average of 25%.

One hundred and forty nine households indicated a need for alternative accommodation. Of these, 35 respondents stated that they required accommodation outside of the parish and 96 either wanted to stay in the parish or didn't state a preference. All of these respondents completed part two of the survey, therefore we have analysed the **131 respondents who expressed a housing need inside or outside the parish**, and for the purposes of assessing need **within Tiptree the number is 96**. One respondent, despite completing part 2, also went on to state they did not have a need, nor wished to live in the Parish.

The tables below provide a summary of expressed need for those respondents with a desire to **stay in the parish**. The first table sets out data divided into the home that respondents have stated they require (**aspiration**) and the second column is the **assessed need**; based on respondents stated need and affordability. When assessing peoples need various factors are considered; actual requirements, affordability and savings. This means that aspiration can differ to assessed need.

SUMMARY - IN PARISH			
Aspiration	96	Assessed Need	
Open Market	58	Open Market	52
Shared Ownership	6	Shared Ownership	4
HA/Council rented	28	HA/Council rented	19
Private Rental	0	Private Rental	20
Other	4	Other	9

Aspiration to remain in Parish (96)

TENURE	Open Market	Shared Ownership	HA / Council Rented	Other
Identified No. of units	58	6	28	4
TIMESCALE				
0-2 Years	1 x 1 bed house 6 x 2 bed house 11 x 3 bed house 3 x 4 bed house 2 x 2 bed bungalow 2 x 3 bed bungalow 4 x 2 bed flats	1 x 2 bed flat	7 x 2 bed house 1 x 3 bed house 2 x 1 bed bungalow 1 x 2 bed bungalow 5 x 1 bed flat 1 x 1 bed retirement 2 x 2 bed retirement	/
2-5 Years	10 x 2 bed house 3 x 3 bed house 1 x 4 bed house 4 x 2 bed bungalow 1 x 2 bed flat 1 x 1 bed retirement 1 x not stated	3 x 2 bed house	1 x 2 bed house 1 x 1 bed retirement	/
Over 5 Years	2 x 2 bed house 2 x 2 bed bungalow 1 x 2 bed retirement	1 x 2 bed house 1 x 2 bed bungalow	1 x 3 bed house 1 x 2 bed bungalow 2 x 2 bed flat	/
Not stated	2 x not stated	0 x not stated	2 x not stated	3 x not stated

Need to remain in Parish

SIZE	Open Market	Shared Ownership	HA / Council Rented	Private Rental	Other
Identified No. of units	52	4	19	20	9
Size Breakdown	4 x 1 bed 32 x 2 bed 13 x 3 bed 4 x 4 bed	3 x 2 bed 1 x 3 bed	6 x 1 bed 10 x 2 bed 3 x 3 bed	9 x 1 bed 9 x 2 bed 1 x 3 bed 1 x 4 bed	1 x 2 bed alms house

A more detailed breakdown on tenure (including those who aspire to alternative accommodation outside the Parish) is provided in part 3, Assessment of Need & Recommendation.

Other points of note are as follows:

The greatest desire and assessed need was for **2 bedroom properties** across all the tenure types (private rental need for 1 and 2 bed properties was 9 each).

Across the 131 respondents who expressed a housing need, **only 11 (8%) stated they were on the Housing Register**. There was an assessed need locally of 19 units for housing association/council housing and although not all would be able to access accommodation, because of allocation policies/priority, we would recommend, as part of your Neighbourhood Plan community engagement, the encouragement to those with a need to put their names down on the Housing Register (Colchester Borough Council). That would mean they may become eligible for any future affordable housing in Tiptree (including any community led housing projects). Colchester Borough Council use Gateway to Home Choice and operates under its allocation policies, applicants can register their need on the website (www.gatewaytohomechoice.org.uk).

When calculating recommendations for **affordable housing** for local people (or those with a local connection) specifically, the achievable tenure number is halved (to secure this for local people) as per planning guidance. Therefore as part of this we would normally suggest **9 units; three 1 bed units, five 2 bed units and 1 three bed unit**, rather than the actual need of 19. Several respondents also expressed a desire for **shared ownership** properties and the total need for this type in the parish was 4 units. **This becomes a recommendation for two 2 bed units for shared ownership (one 2 bed and one 3 bed)**. **However**, as Tiptree does not fall under Colchester Borough’s exception site guidance (under 3000) it is unlikely that there would be an opportunity to allocate specifically for local people. We would advise seeking further clarification and guidance from CBC on this. There may be an opportunity for some shared ownership on any new developments and again further guidance should be sought.

Housing Option. As you do have evidence of a local need, we would also like to put forward a suggestion that the group consider a **Community Led Housing (CLH)** project, which might be an appropriate way for you to satisfy this local need. This would require community support and work, although there are various options including partnering with a housing association or setting up a community or Almshouse trust. If there is an appetite for it within your community, then exploration alongside the neighbourhood plan is a possibility. If a CLH project was brought forward, through land acquired or donated then local lettings could be achieved. The RCCE are associate members of the National CLT Network and can advise further on this if required.

Included in this report is information on open market housing (both for sale at time of report and sold prices) and rental properties in Tiptree. It does not provide detailed information on social housing. As this survey has been produced to help with evidence gathering on local housing needs for Tiptree Village Neighbourhood Plan, and not only affordable housing, the RHE advises the

housing group to look at CBC’s Supplementary Housing Document on Affordable Housing and recommends that the steering committee seek advice from Colchester BC’s housing team on affordable housing elements and the planning policy department to use this evidence alongside other data for any new developments that come forward. The information contained in this report should be used in conjunction with other data and reviews to cover the life of the Neighbourhood Plan.

Residency

One thousand and one hundred and three respondents (95%) stated that the property to which the survey was delivered and in relation to was their main home while three (1%) indicated that it was not. Fifty one (4%) did not answer this question.

PART 1 – You and Your Household

Property Type and Size

The majority of respondents, eight hundred and eighteen (71%) described their home as a house, two hundred and seventy-two (24%) described their home as a bungalow and fifty-one (4%) as a flat/maisonette/bedsit, eight (1%) described their home as sheltered/retirement housing. Four people (0%) described their house as other and four (0%) did not answer the question.

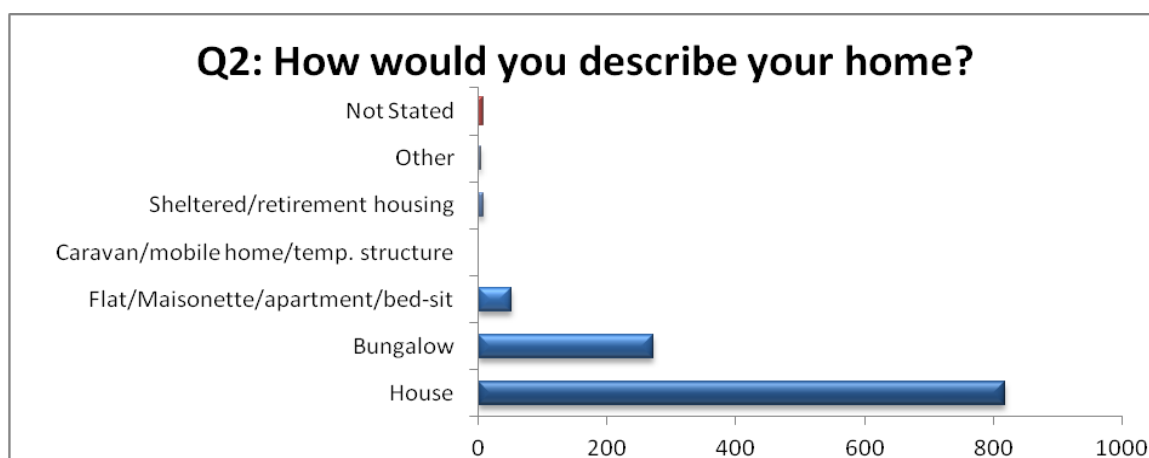


Figure 4: Property type

Thirty-three respondents (3%) live in a property with one bedroom, two hundred and fifty-one (22%) have two bedrooms. The most common number of bedrooms was three, with five hundred and fourteen people (44%) in this category. three hundred and fifty-five respondents (31%) live in a property with 4 or more bedrooms. Four people (0%) did not answer this question.

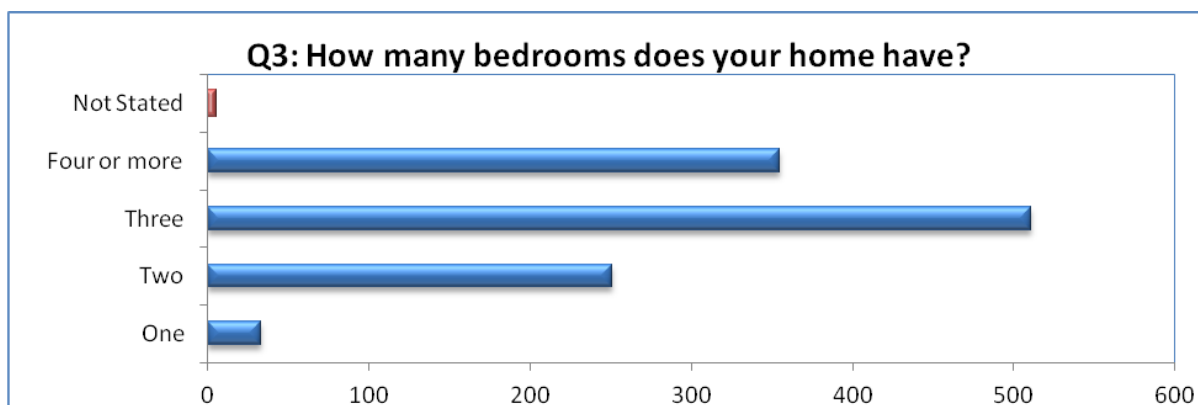


Figure 5: Size of property

Tenure

The majority of respondents, six hundred and ninety-eight (60%) stated that their property was owned outright by a household member, and three hundred and thirty-four (29%) stated that the property was owned with a mortgage. Nine people (1%) have shared ownership properties, sixteen (1%) rent from a housing association, twenty-nine (3%) rent from a local council and fifty-three people (5%) rent from a private landlord. Four people (0%) lived in property that is tied to their job and nine others (1%) described their tenure as “other”. Five respondents (0%) declined to answer the question.

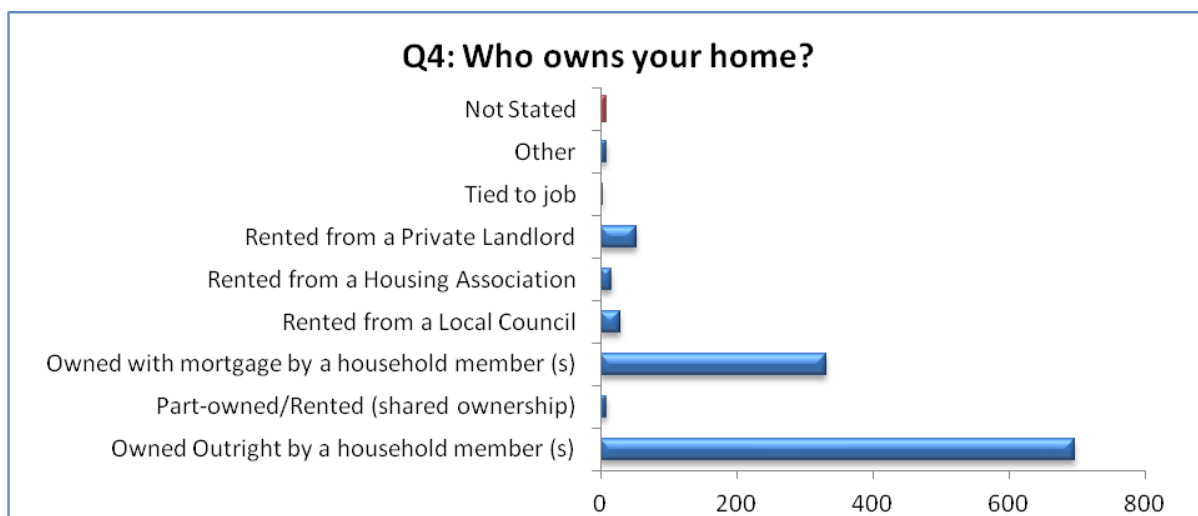


Figure 6: Tenure

Years in the parish

Two hundred and four respondents (18%) had lived in the parish for 0-5 years and one hundred and thirty-six (12%) for 6-10 years. Two hundred and seventy-eight people (24%) had been in the parish for 11-20 years, one hundred and thirteen (10%) for 21-30 years and two

hundred and ninety-two (25%) for 31-50 years. Ninety respondents (8%) have lived in the parish for 51-70 years and thirty-one (3%) for over 70 years. Thirteen (1%) did not answer this question.

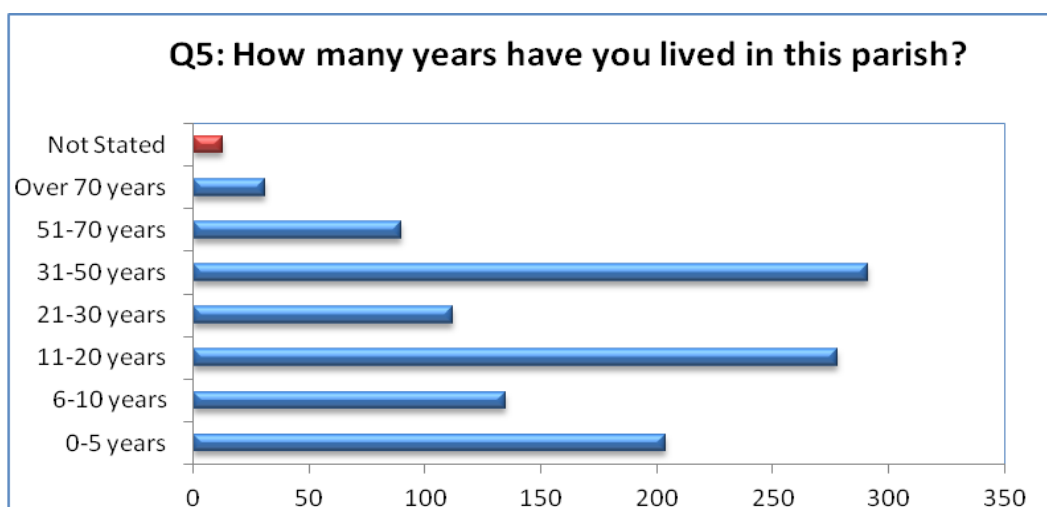


Figure 7: Years of residence in the parish

Number of people living in the property

Two hundred and seventy-nine respondents (24%) live alone but the majority of five hundred and thirty-five respondents (46%) live with one other person. One hundred and fifty-one (13%) households have three people, one hundred and thirty (11%) have four people and thirty-seven (3%) households have five people living in the property. Seven households (1%) reported having six people living in the property, and fourteen people (1%) did not answer this question.

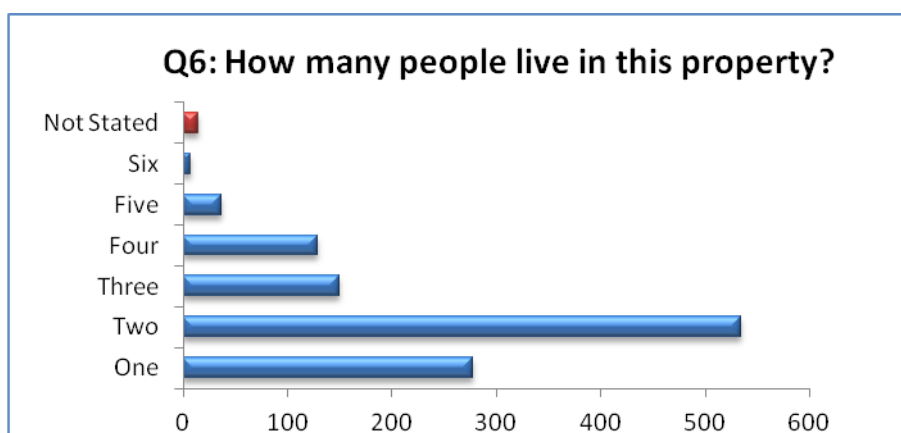


Figure 8: Size of Households

Age and Gender

The total number of people within the households responding to the survey was 2589. For the purposes of the question relating to age and gender the percentages used are of 2589 i.e. 2589=100%.

There were one hundred recorded children (4%) aged 5 and under, one hundred and four (4%) between 6-10 years, and one hundred and twenty (5%) were between 11-15 years old. One hundred and eighty-four (7%) were between 16-24 years and one hundred and ninety-seven (8%) were between 25-35 years old. Two hundred and thirty-six people (9%) were aged 36-45, four hundred and fifty-nine people (18%) were aged 46-59, and five hundred and seventy-five people (22%) were between 60-70 years old. Five hundred and eighty-two people (22%) were aged 71 and over. Thirty-two people (1%) did not declare their age.

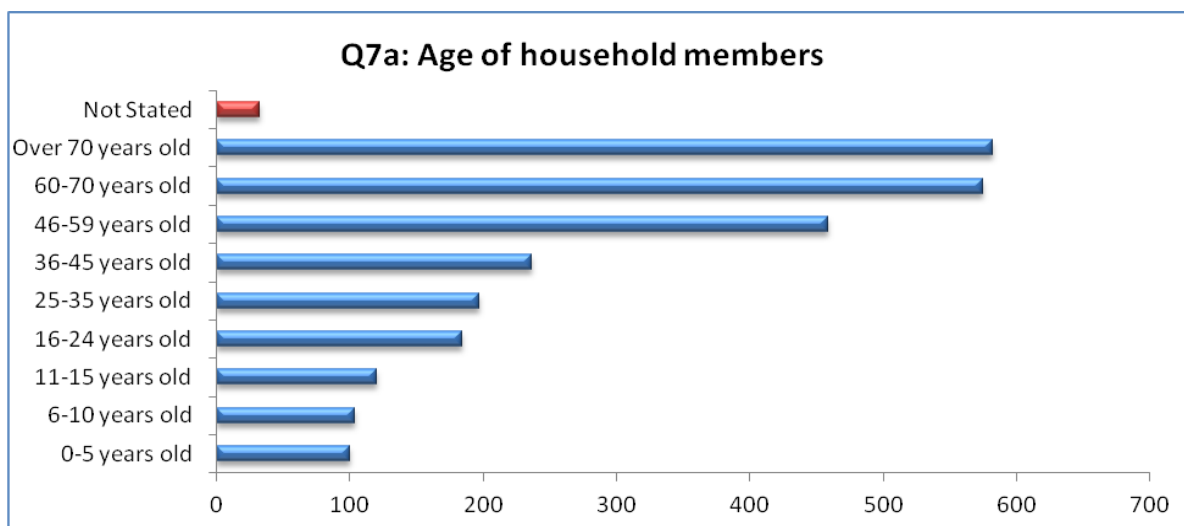


Figure 9: Age of residents

The responding population is made up of one thousand, three hundred and fifty-four (52%) females and one thousand, one hundred and ninety-six (46%) males. There were thirty-nine people (2%) whose gender was not recorded.

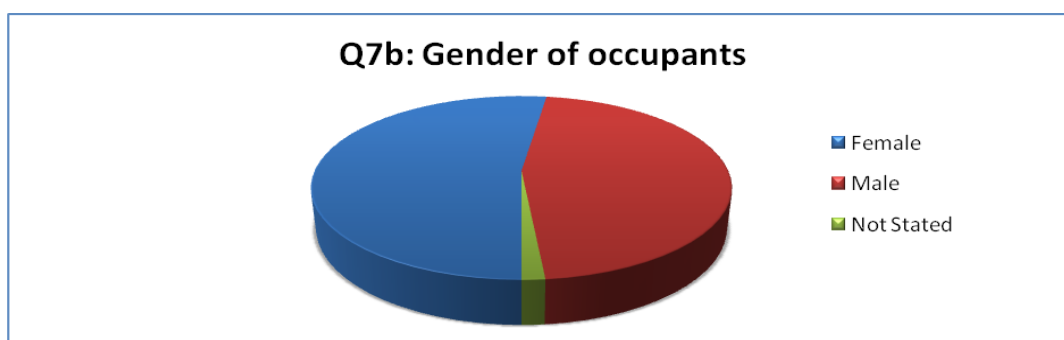


Figure 10: Gender of respondents

Housing Need

Eighty-nine respondents (8%) had family members who had moved away in the last 5 years because they had been unable to find suitable accommodation in the parish. The majority,

one thousand and forty-nine (91%) answered no and nineteen (2%) did not answer the question.

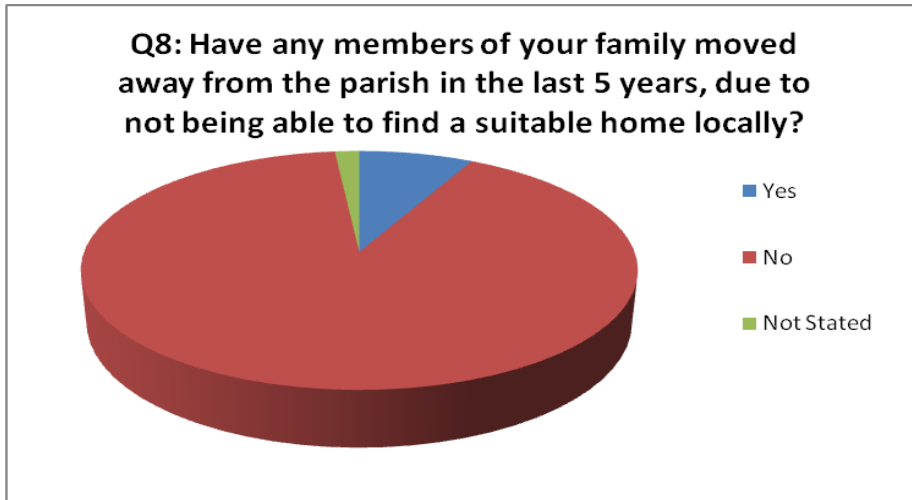


Figure 12: Family moving away

One hundred and forty-nine respondents (13%) said that they or someone in their household needed to move to alternative accommodation. Nine hundred and eighty-three (85%) said no. Twenty-five respondents (2%) did not answer this question. (N.B. a further seven people went on to complete part 2 of the survey despite having answered “No” to this question)

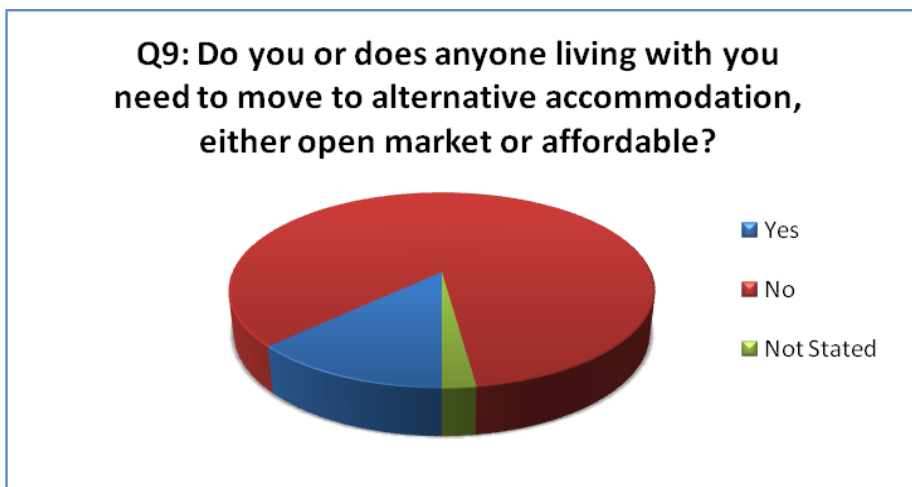


Figure 13: Need to move to alternative accommodation

Moving back to or staying in the parish

The survey asked the people who expressed the need to move if the household would remain in the parish / move back to the parish. Seventy-six people (51%) of the one hundred and

forty-nine respondents said they would move into or stay in the parish. Fifty-five (37%) said that the move would be out of the parish and eighteen (12%) did not answer the question.

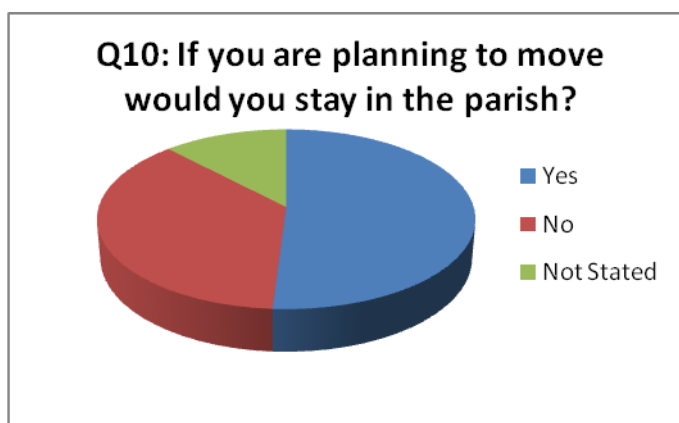


Figure 14: Location of move

The survey went on to ask those needing to move if their main reason was to downsize, i.e. move to a smaller property. Thirty-three respondents (22%) indicated that this was their main reason. One hundred people (67%) said that there was another reason and sixteen (11%) did not answer the question

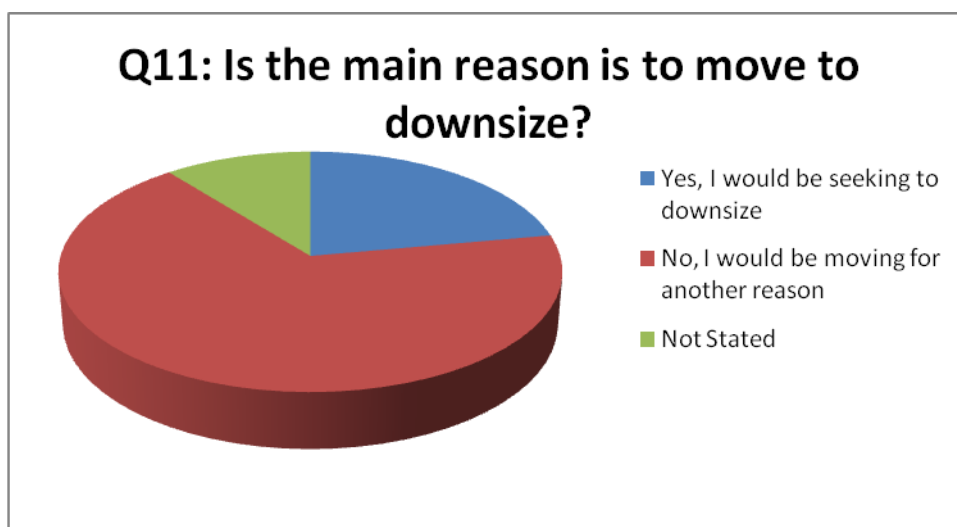


Figure 15: Downsizing as main reason for needing to move

PART TWO – Housing Need

149 households indicated they had a need for alternative accommodation by answering “Yes” to question 9 in part 1 of the form. Twenty-five of these plan to move away from the parish but an additional seven respondents who answered “No” to the question went on to

complete part 2 in detail. For the purposes of Part 2 the percentage shown is the percentage of the one hundred and thirty-one respondents who expressed a housing need (131 = 100%) unless otherwise stated.

Timescale for moving

Sixty-six respondents (50%) wished to move within the next two years. Thirty-seven respondents (28%) wish to move within the next 2-5 years and twenty-one (16%) in five years or more. Seven people (5%) did not answer this question.

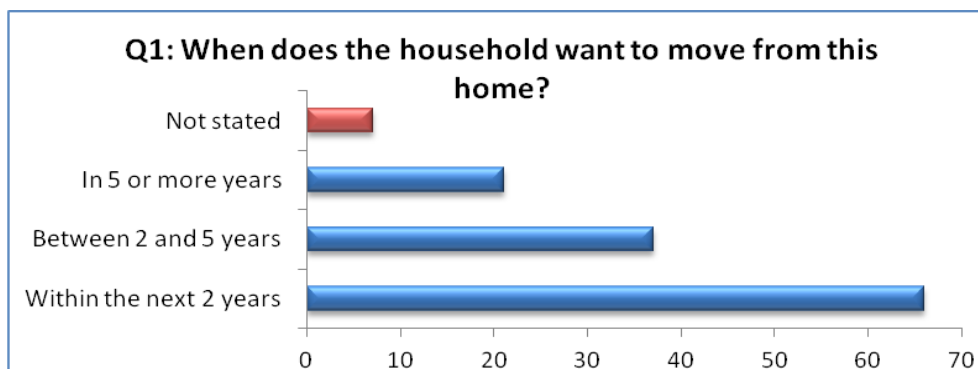


Figure 20: Timeframe for moving

Current Tenure

Forty respondents (31%) stated that they currently live with their parents and fifty-two (40%) stated that they are a member of the household owned the property. Ten people (8%) rented from a council/housing association, twenty-two (17%) rent from a private landlord and two people (2%) has a shared ownership tenure. Five people (4%) did not answer the question.

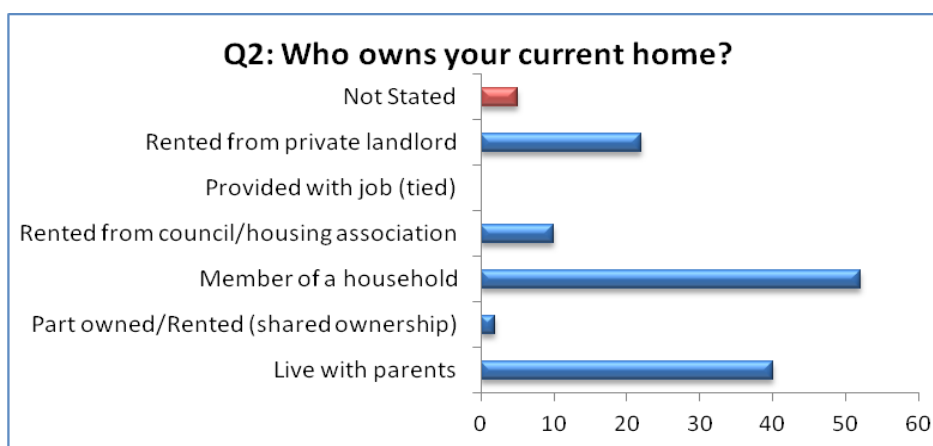


Figure 21: Current Tenure

Preferred Tenure

Twenty-nine respondents (22%) indicated that they would prefer to rent from a housing association / local council. The most popular option, to purchase a property on the open market, was chosen by eighty-five (65%) of the respondents, eight (6%) would prefer shared

ownership, one (1%) would like to rent from a private landlord and three (2%) would prefer an alternative option. Five respondents (4%) did not answer this question.

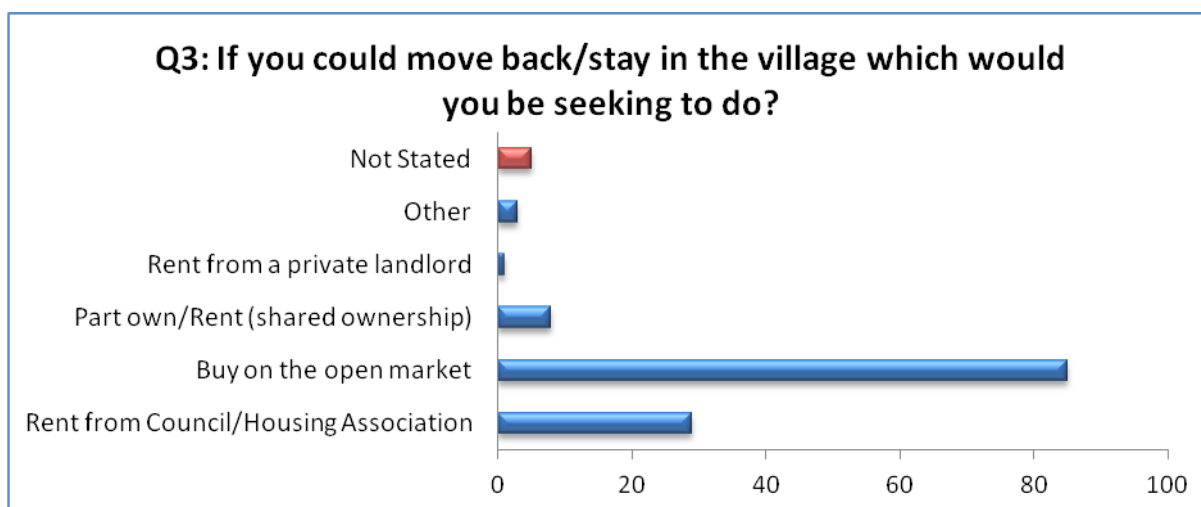


Figure 22: Preferred Tenure

Housing Register

Only eleven (8%) of the households that completed part 2 are currently on either the local authority housing register or any Housing Association register. One hundred and fifteen (88%) are not the register. Five people (4%) did not answer the question



Figure 23: Registered on any housing register waiting list

Accommodation Required

The most popular choice was for houses with seventy-seven respondents (59%) expressing this as their choice. Twenty-five people (19%) require a bungalow, twenty (15%) indicated a need for a flat/maisonette/apartment. and six (5%) wanted sheltered/retirement housing. Three respondents (2%) did not answer this question

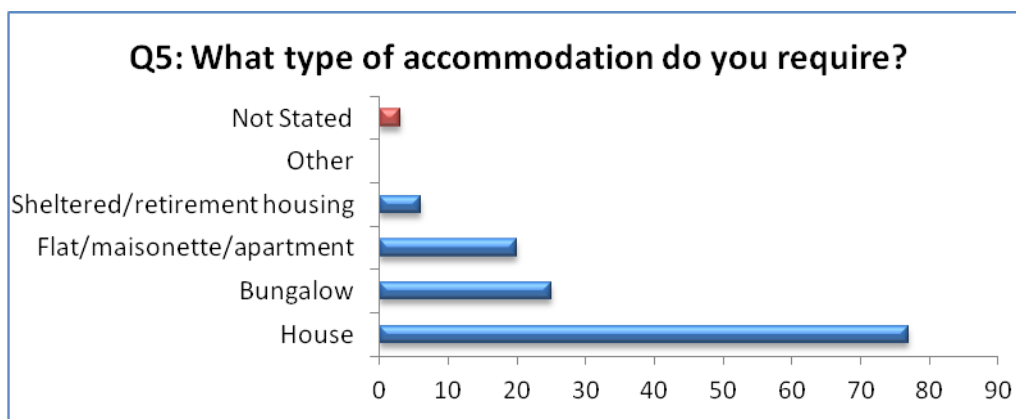


Figure 24: Types of Accommodation Required

Fifteen respondents (11%) wanted a 1 bedroom property, whilst the vast majority of seventy-three (56%) wanted a 2 bedroom property. Thirty-two people (24%) wanted a 3 bedroom house and nine (7%) wanted 4 or more bedrooms. Two people (2%) did not answer this question.

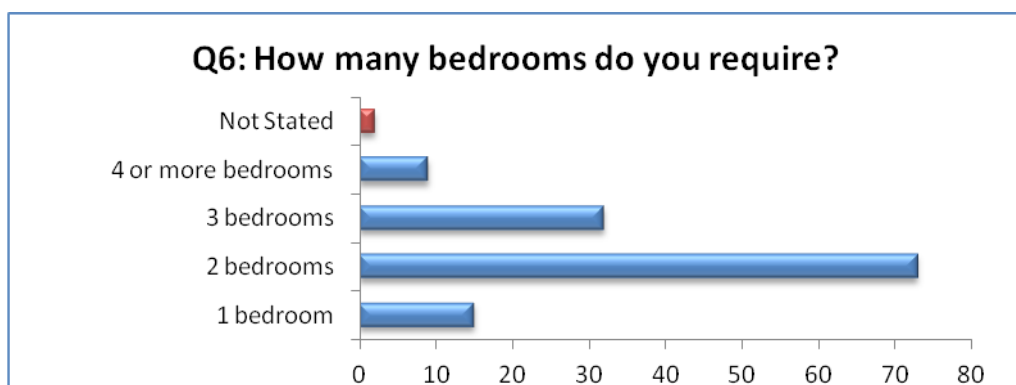


Figure 25: Number of Bedrooms Required

Special Needs and Adaptations

When asked if they would have any specific special needs or required adaptations to the property one hundred and sixteen respondents (89%) said no, but twelve (9%) indicated that they had some special needs. Three people (2%) did not answer the question.

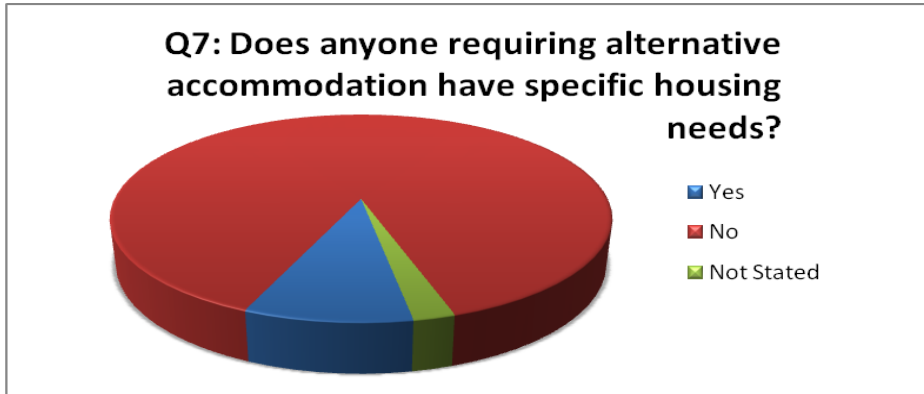


Figure 26: Special Needs & Adaptations

Reason for requiring alternative accommodation

The main reason for wanting to move was setting up a first/independent home: Fifty-five households (42%) cited this as the main reason. Thirteen households (10%) said that they needed larger accommodation and ten (8%) needed a cheaper home. Twenty-four (18%) said that they needed a smaller home or wanted to downsize. One (1%) need to be closer to a carer/dependent and seven (5%) were in need of a secure home. One (1%) was looking to change tenure, four (3%) needed a physical adapted home and twelve (9%) described their need as “other”. Two respondents (2%) did not answer the question.

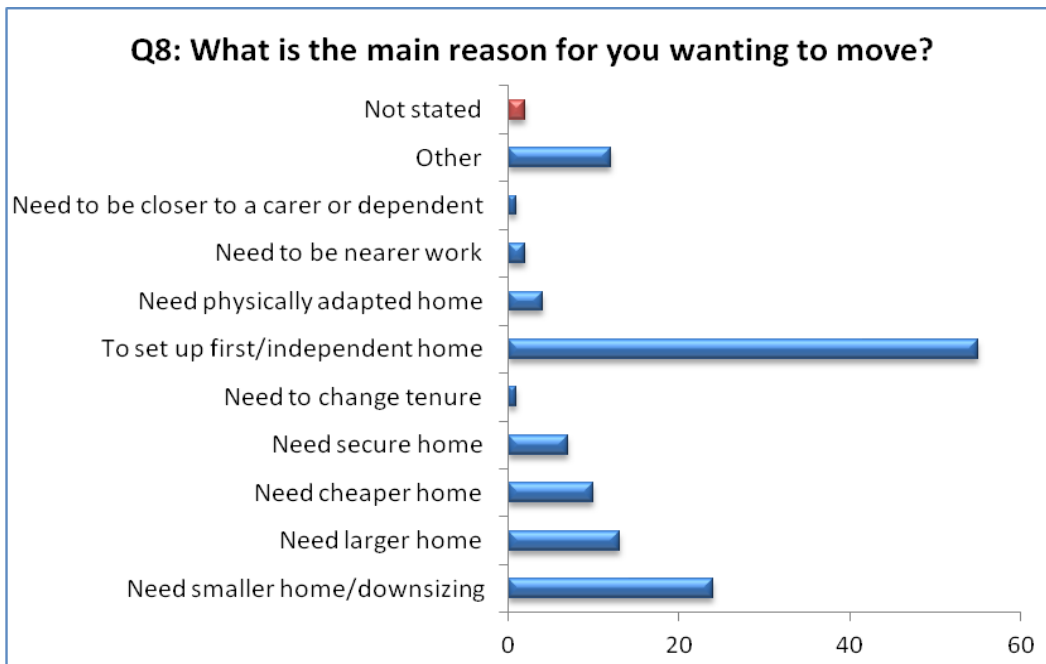


Figure 27: Reason for moving to alternative accommodation

Age and Gender

The total number of people needing to move to a new household was two hundred and forty-eight in the following age groups (percentage figure for age and gender are of total people i.e. 248 = 100%)

Eighteen people (7%) needing to move were children between 0-5 years old. Thirteen (5%) were between 6-10 years and twelve (5%) was between 11-15 years old. Forty-nine (20%) were between 16-24 years old, fifty-one people (21%) were in the 25-35 year category and eleven (4%) of people were aged between 36-40 years old. Thirty-seven (15%) were in the 41-55 year old range, thirty-six people (15%) were between 56-70 years and seven (3%) were over 70 years old. Fourteen people (6%) did not answer this question

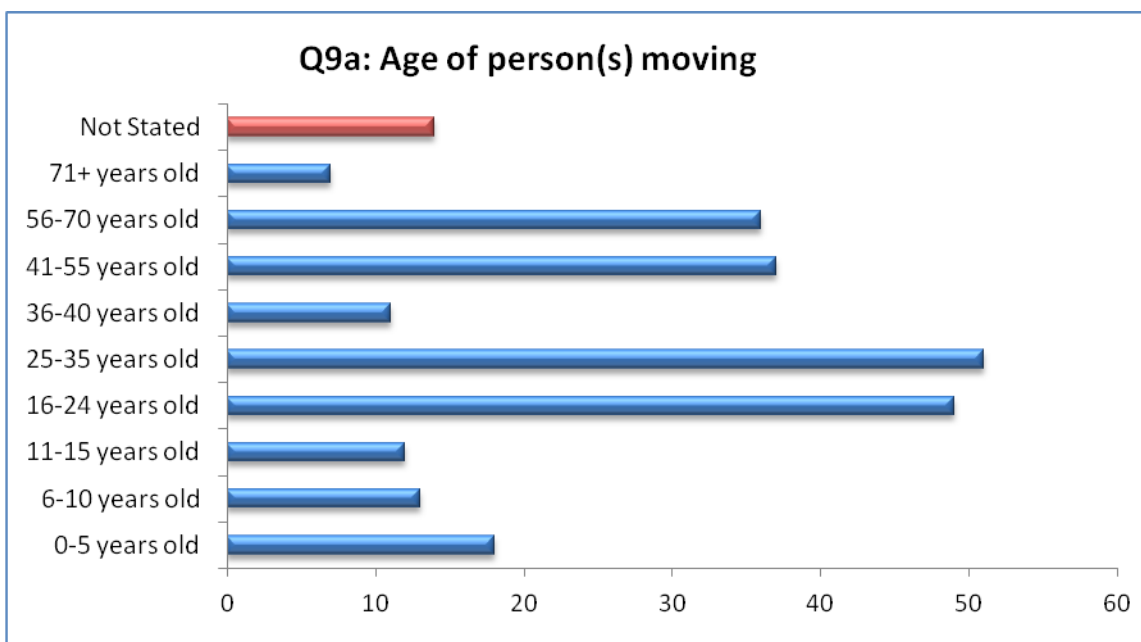


Figure 28: age of respondents in housing need

One hundred and nine (44%) of people needing to move were male, and one hundred and twenty-six (51%) were female. The gender of thirteen people (5%) was not recorded.

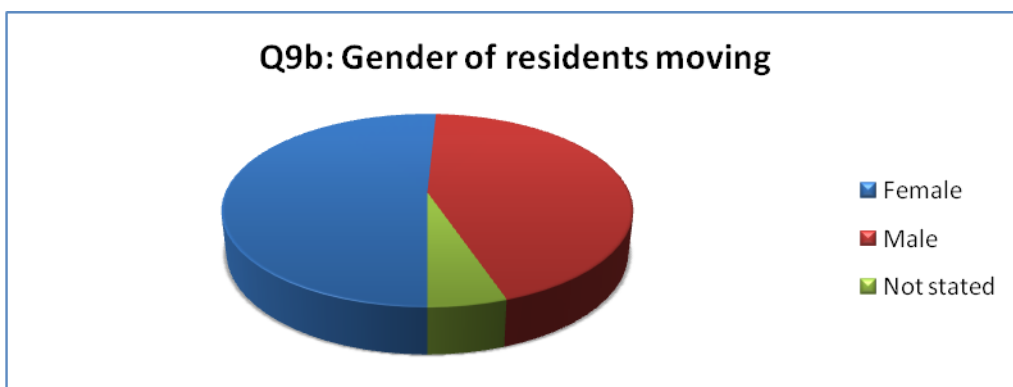


Figure 29: Gender of respondents

Type of household

Forty of the new households (31%) would be couples and eleven (8%) would be described as older. Thirty-two (24%) would be a parent(s) with child(ren) household, and thirty-eight (29%) would be living alone. Eight respondents (6%) indicated that their household would be another type. Two respondents (2%) did not answer this question.

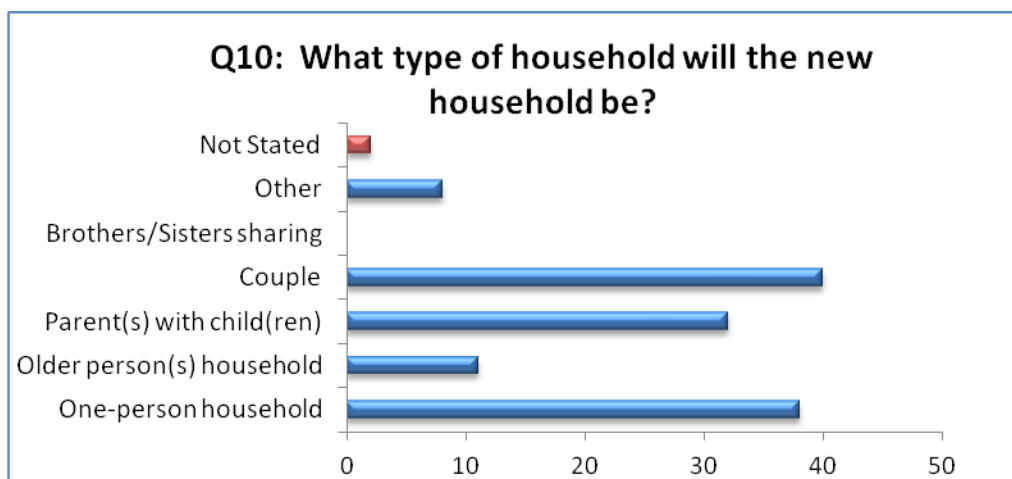


Figure 30: New household composition

Housing benefit

Nine of the new households (7%) expect to claim housing benefits but ninety-three (71%) would not be claiming. Two households (2%) expected to claim partial housing benefits and twenty-four (18%) did not know. Three (2%) did not answer this question.

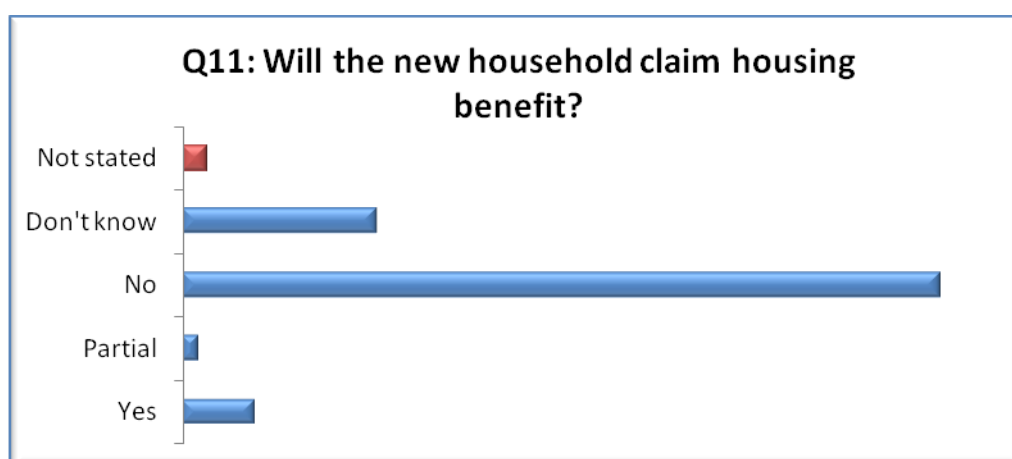


Figure 31: Housing Benefit

Current Situation

The majority of respondents, one hundred and twenty-two (93%) live in the parish at present. Four (3%) have close family living in the parish, one (1%) work in the parish or adjoining parish and two (2%) would describe their situation as "Other". Two people (2%) did not answer this question.

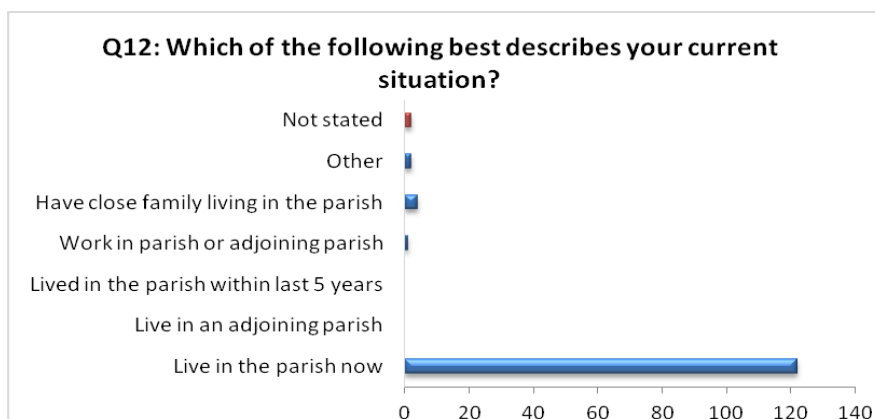


Figure 32: Current situation

Affordability

Income

Respondents were asked to indicate the gross monthly income available for the new household living costs.

Five respondents (4%) said that they had a monthly income below £500, another five (4%) said between £501-£750, twenty-four (18%) said between £751-£1,000 and nineteen (15%) between £1,001-£1,500. Thirteen people (10%) declared the income to be between £1,501-£2,000 and twenty people (15%) said between £2,001-£2,500 per month. Seven (5%) said that the income was between £2,501-£3,000 and nineteen respondents (15%) said the monthly income was over £3001. Nineteen people (15%) did not answer this question.

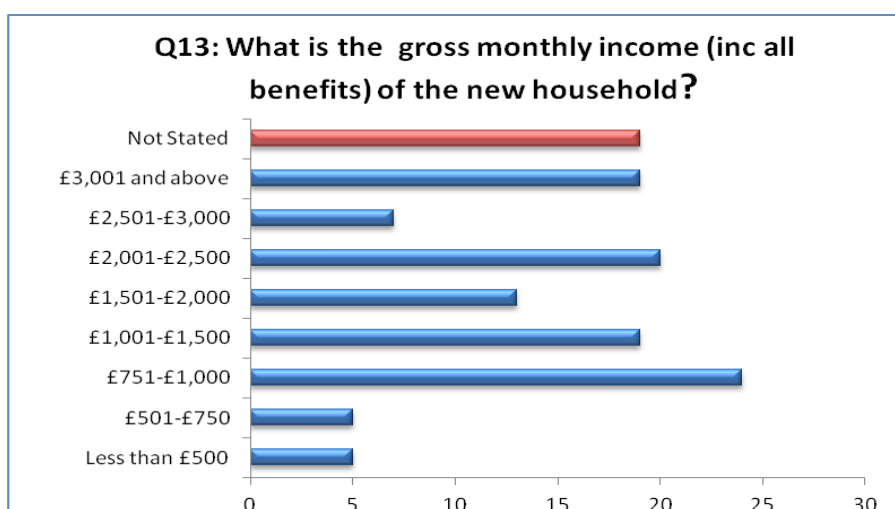


Figure 33: Gross monthly income

Savings

Respondents were asked if they had any savings or equity which could be used towards outgoings for a home. This is particularly relevant to those seeking affordable housing as high levels of savings can prevent an applicant being able to access this type of housing.

It is also important for those respondents seeking shared ownership or purchasing their own property on the open market since they will most likely require a mortgage and will need savings to cover the deposit and legal costs.

Forty respondents (31%) indicated that they had no savings. Nine respondents (7%) indicated that they have some savings below £5,000 and nineteen (15%) have between £5,001-£10,000. Eleven respondents (8%) have between £10,001-£20,000, four (3%) have between £20,001 - £30,000 and six (5%) have savings between £30,001 - £40,000. Three (2%) have between £40,001 - £60,000 and fifteen (11%) have savings above £60,000. Twenty-four respondents (18%) did not answer this question.

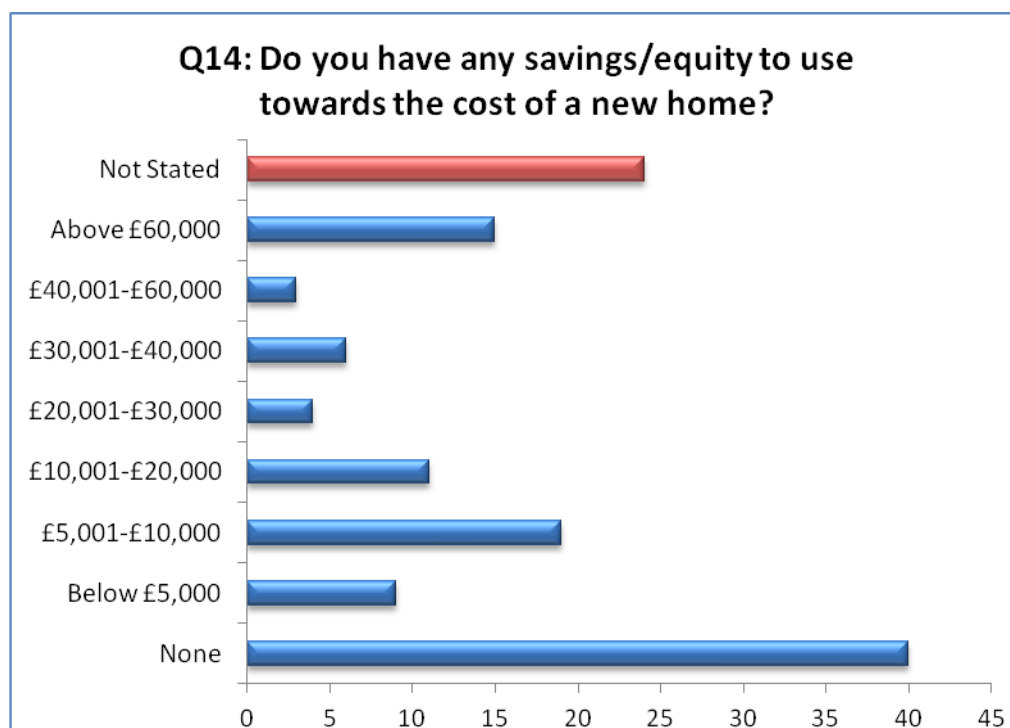


Figure 34: Savings

PART THREE: Assessment of Need & Recommendation

Analysis has been carried out to assess the levels of affordability of open market and affordable housing from the information provided by the respondents. The assessment of need notes the preferred accommodation type and tenure, however, whilst analysing the results to provide a recommendation of need, practical considerations were also taken into account such as the current age of respondents and income levels.

Nine respondents had only partially completed Part 2 and did not provide enough financial information for us to be able to accurately assess their need, so whilst their aspiration will be captured, their need could not be determined. Some respondents aspire to own a share of their home but in reality and after assessing local property values and income/savings, cost may still be prohibitive, so renting (private or through a housing association) is likely to be their only available option at this time.

Tables 1 and 3 below show the preferred tenure type, size and timeframe (aspiration) selected by each respondent. This is followed by tables 2 and 4 which show our recommendation of need based on a number of factors including income levels and savings. They have been divided into those that wish to remain in the parish and those that do not. Please note the number of bedrooms stated is based on current household composition. The timescales provided are as stated on the completed housing needs survey.

Ninety six respondents (73%) stated they had or would have a need for alternative accommodation **in the parish** and aspired to a mixture of Open Market, Shared Ownership and HA/Council Rented properties, with 1 almshouse (see Table 1 below). Out of this we have, where possible, calculated the actual need of these respondents (see Table 2 below) which shows an overwhelming requirement for **2 bed units across all tenure types**. In fact, just for Open Market properties specifically, the need for 2 bed units represented 62%. Most respondents have a need for Open Market properties (50%) followed by the need for units for private rent (19%) and HA /Council Rented properties (18%).

Thirty four respondents (26%) stated they had a need for alternative accommodation but that they would be **moving out of the parish**. They aspired to a mixture of Open Market, Shared Ownership, HA/Council Rented and Private Rented properties. Again the need for 2 bed units was high. The need assessed here was actually for 35 units as after assessment one particular respondent actually required 2 different properties for her children.

Despite saying they had no need, **one** respondent went on to fill out Section 2 in detail stating they would require a 3 bed bungalow on the open market outside of the Parish – we have not counted this need in our figures. **Seven** stated they had no need to move but still completed part 2 in detail – these were included in our analysis.

Twelve respondents with a need for alternative accommodation stated they would require a home to suit **special housing needs**. These came with specific comments around the need for ground floor / wheelchair access and physically adapted properties, for example walk in showers and space for mobility scooters. In fact 4 stated their need to move was due to their requirements having changed and their current property no longer suited them. (Nine of those with a requirement for special housing needs would be staying in the parish; three would be leaving the parish).

For affordable housing needs there was an assessed need for 19 units in the parish; six 1 bed units, ten 2 bed units and three 3 bed units. When calculating recommendations for affordable housing for local parishioners specifically, the achievable tenure number is halved (to secure this for local people), therefore if a community led housing scheme was brought forward the suggested number of affordable housing units in the parish would suggest; **three 1 bed units, five 2 bed units and 1 three bed unit**. Some of the respondents who wanted affordable housing aspired to more bedrooms than their current needs suggested by the data. In general, properties are often provided on a full capacity basis rather than fulfilling a desire to have spare bedrooms, however sustainability is an issue and so frequently more two bed units are developed than 1 bed units. As this Housing Needs Survey was undertaken for a Neighbourhood Plan specifically, *please be cautious when using these affordable housing figures* in case any future development cannot secure these homes for local people only. These figures represent the local need of Tiptree and not the wider need of Colchester District Council.

Several respondents expressed a desire for **shared ownership** properties and the total need for this type in the parish was 4 units. **This becomes a recommendation for two 2 bed units for shared ownership (one 2 bed and one 3 bed).**

SUMMARY - IN PARISH			
Aspiration	96	Assessed Need	
Open Market	58	Open Market	52
Shared Ownership	6	Shared Ownership	4
HA/Council rented	28	HA/Council rented	19
Private Rental	0	Private Rental	20
Other	4	Other	9

SUMMARY - OUTSIDE PARISH			
Indicated Tenure		Assessed Need	
Open Market	26	Open Market	20
Shared Ownership	2	Shared Ownership	4
HA/Council rented	1	HA/Council rented	3
Private Rental	1	Private Rental	5
Other	4	Other	3

Table 1:

Aspiration to remain in Parish (96)

SIZE	Open Market	Shared Ownership	HA / Council Rented	Other
Identified No. of units	58	6	28	4
Size Breakdown	40 Houses - 1 x 1 bed - 18 x 2 bed - 16 x 3 bed - 5 x 4 bed 10 Bungalows - 8 x 2 bed - 2 x 3 bed 5 Flats - 5 x 2 bed 2 Sheltered Acc/Retirement - 1 x 1 bed - 1 x 2 bed 1 x not stated	4 Houses - 4 x 2 bed 1 Bungalows - 1 x 2 bed 1 Flat - 1 x 2 bed	11 Houses - 8 x 2 bed - 3 x 3 bed 6 Bungalows - 2 x 1 bed - 3 x 2 bed - 1 x 3 bed 7 Flats - 5 x 1 bed - 2 x 2 bed 4 Sheltered Acc/Retirement - 2 x 1 bed - 2 x 2 bed	1 x Alms house 3 x not stated any preference
TIMESCALE				
0-2 Years	1 x 1 bed house 6 x 2 bed house 11 x 3 bed house 3 x 4 bed house 2 x 2 bed bungalow 2 x 3 bed bungalow 4 x 2 bed flats	1 x 2 bed flat	7 x 2 bed house 1 x 3 bed house 2 x 1 bed bungalow 1 x 2 bed bungalow 5 x 1 bed flat 1 x 1 bed retirement 2 x 2 bed retirement	/
2-5 Years	10 x 2 bed house 3 x 3 bed house 1 x 4 bed house 4 x 2 bed bungalow 1 x 2 bed flat 1 x 1 bed retirement 1 x not stated	3 x 2 bed house	1 x 2 bed house 1 x 1 bed retirement	/
Over 5 Years	2 x 2 bed house 2 x 2 bed bungalow 1 x 2 bed retirement	1 x 2 bed house 1 x 2 bed bungalow	1 x 3 bed house 1 x 2 bed bungalow 2 x 2 bed flat	1 x almshouse
Not stated	1 x 3 bed house 1 x 4 bed house	n/a	1 x 3 bed house 1 x 2 bed bungalow	3 x not stated

Table 2:

Need to remain in Parish

SIZE	Open Market	Shared Ownership	HA / Council Rented	Private Rental	Other
Identified No. of units	52	4	19	20	9
Size Breakdown	27 Houses - 1 x 1 bed - 11 x 2 bed - 11 x 3 bed - 4 x 4 bed 12 Bungalows - 10 x 2 bed - 2 x 3 bed 11 Flats - 2 x 1 bed - 9 x 2 bed 2 Sheltered / Retirement property - 1 x 1 bed - 1 x 2 bed	3 Houses - 2 x 2 bed - 1 x 3 bed 1 Flat - 1 x 2 bed	5 Houses - 3 x 2 bed - 2 x 3 bed 2 Bungalows - 1 x 2 bed - 1 x 3 bed (1x ground floor) 1 Sheltered Acc/Retirement - 1 x 1 bed 6 x 2 bed unit 5 x 1 bed unit (1 ground floor unit)	8 House - 6 x 2 bed - 1 x 3 bed - 1 x 4 bed 3 Flat - 1 x 1 bed - 2 x 2 bed 8 x 1 bed unit (1 ground floor unit) 1 sheltered / retirement property - 1 x 2 bed	7 x cannot assess need due to lack of financial information 1 x cannot assess as children currently too young 1 x alms-house
Size Breakdown	4 x 1 bed 32 x 2 bed 13 x 3 bed 4 x 4 bed	3 x 2 bed 1 x 3 bed	6 x 1 bed 10 x 2 bed 3 x 3 bed	9 x 1 bed 9 x 2 bed 1 x 3 bed 1 x 4 bed	1 x 2 bed alms house

Table 3:

Aspiration to move outside the Parish (34)

SIZE	Open Market	Shared Ownership	HA / Council Rented	Private Rental	Other
Identified No. of units	26	2	1	1	4
Size Breakdown	17 Houses - 8 x 2 bed - 7 x 3 bed - 2 x 4 bed 5 Bungalows - 4 x 2 bed - 1 x 4 bed 4 Flats - 2 x 1 bed - 2 x 2 bed	1 House - 1 x 3 bed 1 Bungalows - 1 x 2 bed	1 House - 1 x 4 bed	1 House - 1 x 2 bed	2 x tenure not stated 2 x other
TIMESCALE					
0-2 Years	3 x 2 bed house 3 x 3 bed house 1 x 4 bed house 1 x 2 bed bungalow 1 x 1 bed flat 2 x 2 bed flat	1 x 2 bed bungalow	/	1 x 2 bed house	1 x 1 bed flat 1 x 2 bed bungalow
2-5 Years	4 x 2 bed house 1 x 3 bed house 2 x 2 bed bungalow 1 x 1 bed flat	1 x 3 bed house	1 x 4 bed house	/	/
Over 5 Years	1 x 2 bed house 3 x 3 bed house 1 x 2 bed bungalow 1 x 4 bed bungalow	/	/	/	/
Not stated	1 x not stated	/	/	/	2 x not stated

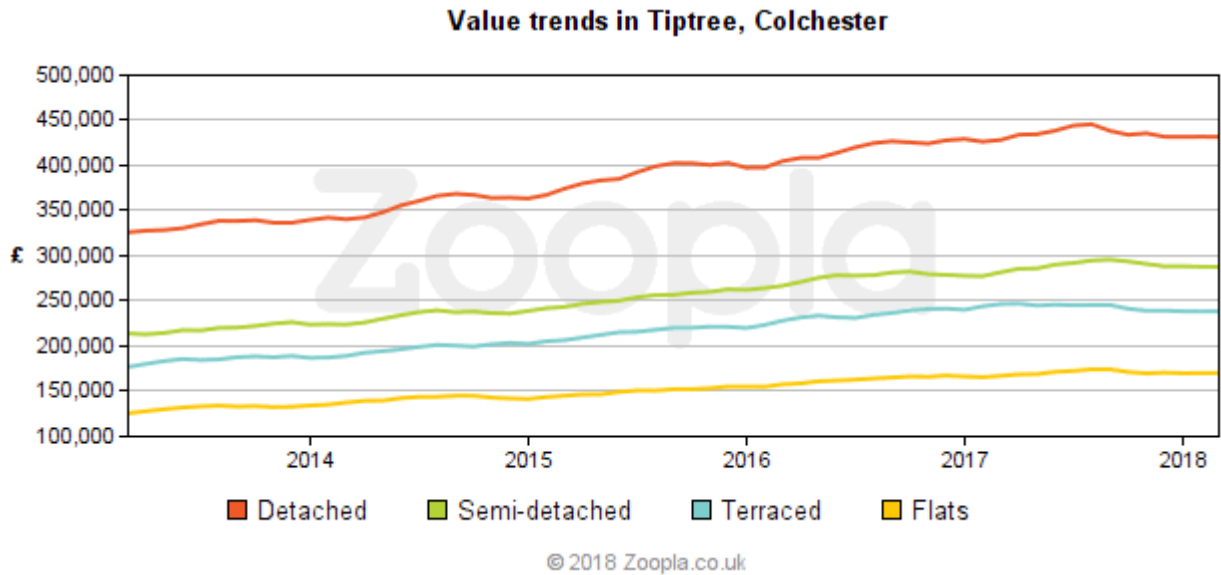
Table 4:

Need outside the Parish

SIZE	Open Market	Shared Ownership	HA / Council Rented	Private Rental	Other
Identified No. of units	20	4	4	4	3
Size Breakdown	12 Houses - 6 x 2 bed - 6 x 3 bed 5 Bungalows - 4 x 2 bed - 1 x 4 bed 3 Flats - 1 x 1 bed - 2 x 2 bed	1 Houses - 1 x 3 bed 2 Bungalows - 2 x 2 bed 1 x 2 bed unit	1 House - 1 x 4 bed 1 Flats - 1 x 1 bed 1 x 1 bed unit 1 x 2 bed unit	1 House - 1 x 2 bed 1 Flats - 1 x 1 bed 2 x 2 bed unit	2 x cannot assess need due to lack of financial information 1 x rent 2 bed house (tenure unsure)
Size Breakdown	1 x 1 bed 12 x 2 bed 6 x 3 bed 1 x 4 bed	3 x 2 bed 1 x 3 bed	2 x 1 bed 1 x 2 bed 1 x 4 bed	1 x 1 bed 3 x 2 bed	1 x 2 bed

Local Housing Stock

Average property values in Tiptree as of March 2017



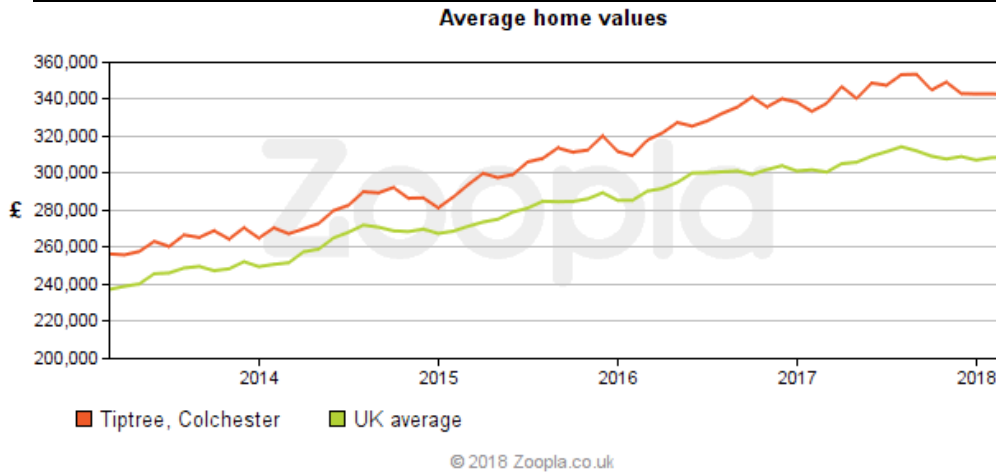
Source: Zoopla & Right Move

Most of the sales in Tiptree over the past year were detached properties which on average sold for £388,508. Semi-detached properties had an average sold price of £258,340 and terraced properties averaged at £261,557.

Tiptree, with an overall average price of £318,749, was similar in terms of sold prices to nearby Kelvedon (£333,637), but was cheaper than Tiptree Heath (£564,993) and Feering (£397,850).

In the past year house prices in Tiptree were 6% up on the year before and 24% up on 2014 when they averaged at £257,858.

Average home values in Tiptree compared to the UK average over the past 5 years



Affordability

To put the issue of affordability into context it is important to understand the local property market to show the issues families on modest incomes would face whilst seeking housing in Tiptree in order to remain living in the parish.

The most popular size of property available to buy in Tiptree at the moment (according to Zoopla) is a three bedroom houses with 2 bedroom houses being the least available. At the time of writing, the only flats available to buy were 4 two bed flats, ranging from £157,500 to £185,000 at the top end.

In the rental market at the moment in Tiptree the availability of houses was extremely low with only one 3 bedroom house being available. In terms of renting a flat, there was only one property on the market and this was a 1 bed flat.

Current asking prices in Tiptree

Average: **£359,685**

Property type	1 bed	2 beds	3 beds	4 beds	5 beds
Houses	-	£312,857 (7)	£347,914 (25)	£403,458 (13)	£455,244 (8)
Flats	-	£167,999 (4)	-	-	-
All	-	£260,181 (11)	£347,914 (25)	£403,458 (13)	£455,244 (8)

Current asking rents in Tiptree

Average: **£761 pcm**

Property type	1 bed	2 beds	3 beds	4 beds	5 beds
Houses	-	-	£923 pcm (1)	-	-
Flats	£598 pcm (1)	-	-	-	-
All	£598 pcm (1)	-	£923 pcm (1)	-	-

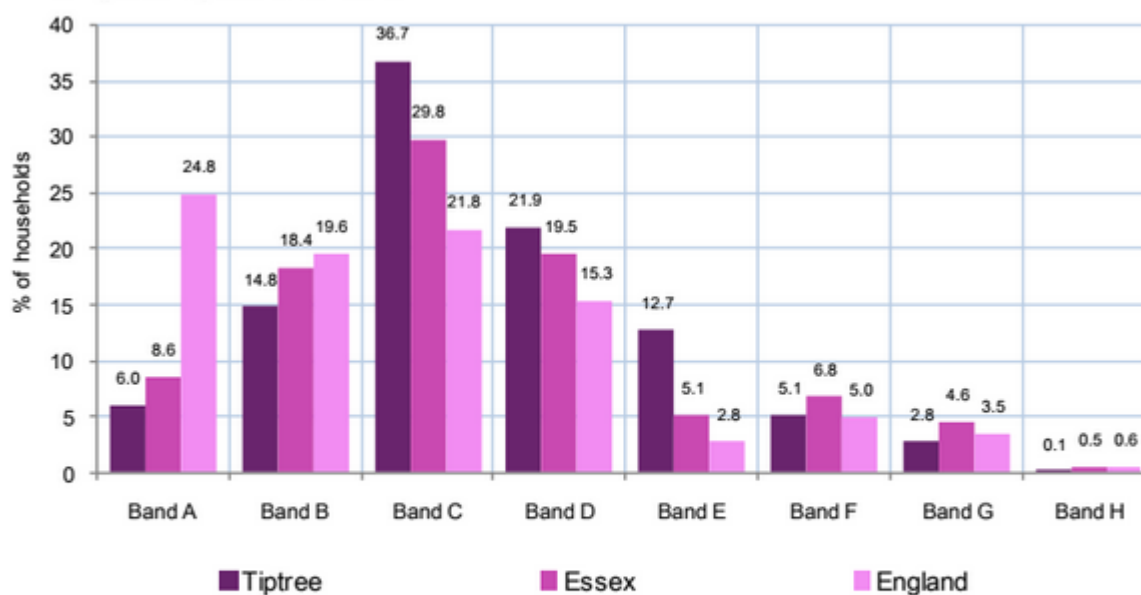
For some households these costs remain out of reach and availability of properties so low, leaving the only options to look for a shared ownership property, renting affordable housing or moving out of the parish.

(data sources, Zoopla, Rightmove)

Housing affordability, council tax and house prices.

Affordability ratio (median house prices as ratio of median incomes)	Dwellings in Council Tax Band A	Dwellings in Council Tax Band B	Dwellings in Council Tax Band C
18.8	233	580	1,434
England average = 15.4	6.0% of dwellings (England average = 24.8%)	14.8% of dwellings (England average = 19.6%)	36.7% of dwellings (England average = 21.8%)
Median house price: Detached houses	Median house price: Semi-detached houses	Median house price: Terraced houses	Median house price: Flats
£239,963	£167,043	£158,100	£126,411
England average = £320,268	England average = £211,043	England average = £174,653	England average = £131,110

Dwelling stock by council tax band



Source: Council Tax Band (Valuation Office Agency 2011), House prices (Land Registry 2009), Affordability Ratio (Land Registry/ONS 2007/08)

Employment sectors

Largest employment sector	Second largest employment sector	Third largest employment sector
Retail	Manufacturing	Construction
805 employees (18% of 4,446 of people in employment)	526 employees (12% of 4,446 of people in employment)	480 employees (11% of 4,446 of people in employment)

Appendix 2 **Deprivation data**

All 32,844 neighbourhoods in England have been ranked on a range of deprivation topics. The most deprived neighbourhood in England has a rank of 1. Overall the ward which contains Tiptree Parish was ranked 26,096 out of 32,844 where 1 was the most deprived and 32,844 was the least deprived.

Overall: 79% Better than 79% of areas in England



Income Deprivation: 71% Better than 71% of areas in England



Employment: 72% Better than 72% of areas in England



Health: 72% Better than 72% of areas in England



Education: 57% Better than 57% of areas in England



Barriers to Services: 44% Better than 44% of areas in England



Living Environment: 88% Better than 88% of areas in England



Crime: 79% Better than 79% of areas in England

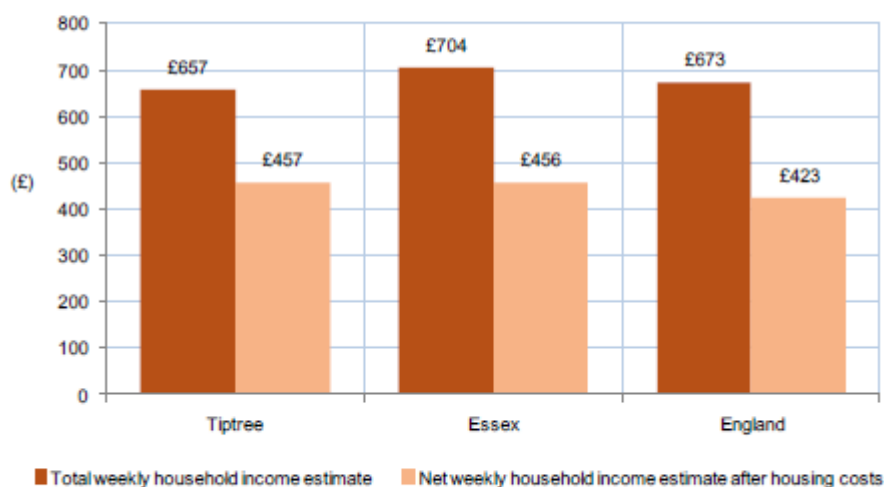


Full details of the Index of Deprivation are available from the UK Government Website [English indices of deprivation 2015](#).

Income deprivation

Housing and Council Tax Benefit claimants	Income Support claimants	Pension Credit claimants
490	100	325
12.7% of households (England average = 20.6%)	1.8% of working age adults (England average = 3.2%)	16.6% of people aged 65+ (England average = 24.4%)
People living in 'income deprivation' (Economic Deprivation Index)	Households below 60% of the median income, after housing costs (as a % of all households)	Households estimated to be in 'Fuel Poverty'
477	15.6%	365
7.4% of all people (England average = 13.6%)	England Average = 21.5%	9.3% of households (England = 10.9%)

Weekly household earnings (£)



Source: Income Support/Pension Credit (DWP Aug-12), Economic Deprivation Index 2009, Fuel Poverty (Department for Energy and Climate Change 2009), Housing/Council Tax Benefit (DWP 2005), Households below median income (ONS 2008)

Letter to residents

Appendix 3



June 2017

Dear Resident,

Tiptree Neighbourhood Plan, Housing Needs Survey

The Tiptree Neighbourhood Plan Working Party conducted a general village questionnaire in autumn 2016. Thank you to those that completed that survey. Following on from that, the group are continuing to gather evidence and it has been decided to work with the Rural Community Council of Essex (RCCE) to look at residents' housing needs in Tiptree. RCCE is an independent charity, established in 1929 and works with rural communities in a variety of areas; including housing for local people.

A Neighbourhood Plan is a document produced by local people that contains local planning policies. Once the plan is agreed, it becomes part of the legal process when determining planning applications and considering future development of the village. This second survey will look at determining the specific housing needs of Tiptree's residents, both in terms of open market housing (sales and rented) and affordable housing (sales, shared ownership and rented).

The survey should only take a few minutes to complete. You have the choice of returning the form in the Freepost envelope provided or using the online form available at:

www.surveymonkey.co.uk/r/TiptreeHN

Please return the forms or complete online by the **22nd July 2017**. Please also be assured that the RCCE will treat your response in strict confidence. The working group will be provided with a summary report, but will not see the completed forms nor be made aware of any personal details.

If you have any questions about completing the survey, or require additional forms please contact either Robert Horn (Rural Housing Enabler) or Sarah Sapsford (Community Engagement Manager) either on 01376 574330 or by e-mail at Robert.horn@essexrcc.org.uk

Yours sincerely,

Chairman of Tiptree Neighbourhood Plan Working Group
RCCE Rural Housing Enabler

Appendix 4

Registered Charity No. 1097009
 Company No. 4609624



Housing Needs Survey for



Please read the accompanying letter before
 completing this form and use the pre-paid envelope to
return the completed form by

22nd July 2017



To

To assist Tiptree Neighbourhood Plan Working Group in their evidence gathering, this survey is asking about people's housings needs in Tiptree village. It can be answered anonymously, but please answer as many questions as you can. If you need any additional forms please contact the Rural Housing Enabler (details at the end of the survey)

1. Is this your main home?

Yes, main home No, second home *(If this is your second home **do not** complete the rest of the form but please **do** return it)*

PART 1 - You and Your Household

(A household is one person living alone or a group of people (not necessarily related) living at the same address who share cooking facilities and share a living room or sitting room or dining area)

2. How would you describe your home? (Tick one box only)

- | | | | |
|------------------------------------|--------------------------|------------------------------------|--------------------------|
| House..... | <input type="checkbox"/> | Bungalow..... | <input type="checkbox"/> |
| Flat/maisonette/bed-sit..... | <input type="checkbox"/> | Caravan/mobile home/temp.structure | <input type="checkbox"/> |
| Sheltered/retirement housing | <input type="checkbox"/> | Other..... | <input type="checkbox"/> |

3. How many bedrooms does your home have? (Tick one box only)

- | | | | |
|--------------------------|--------------------------|-------------------------|--------------------------|
| 1 bedroom or bedsit..... | <input type="checkbox"/> | 2 bedrooms..... | <input type="checkbox"/> |
| 3 bedrooms..... | <input type="checkbox"/> | 4 or more bedrooms..... | <input type="checkbox"/> |

4. Who owns your home? (Tick one box only)

- | | | | |
|-----------------------------------|--------------------------|--|--------------------------|
| Outright by a household member | <input type="checkbox"/> | Part owned/part rented (shared ownership)..... | <input type="checkbox"/> |
| Owned with mortgage or loan..... | <input type="checkbox"/> | Rented from the local council..... | <input type="checkbox"/> |
| Rented from a housing association | <input type="checkbox"/> | Rented from a private landlord..... | <input type="checkbox"/> |
| Tied to job..... | <input type="checkbox"/> | Other..... | <input type="checkbox"/> |

5. How many years have you lived in this parish?

6. Please complete the table below to show the age and gender of all those living in your home.

	Age	Gender
Person 1		
Person 2		
Person 3		
Person 4		
Person 5		
Person 6		

7. What is your postcode?

8. Have any members of your family moved away from the parish in the last 5 years, due to not being able to find a suitable home locally?

Yes..... No.....

If you answered 'Yes' and the family members wish to move back to parish, please contact the Rural Housing Enabler for an additional survey form .

9. Do you (or anyone living with you) need to move to alternative accommodation, either open market or affordable?

Yes..... No..... *If you answered "No" please go to Q10*

9a. If you are planning to move will you be staying in the parish?

Yes..... No.....

9b. Is the main reason for your move to downsize? (i.e. move to a smaller home because your current property is too large for your needs)

Yes..... No, I would be moving for another reason.

10. Please provide any additional comments here. (These will be recorded anonymously in the report)

- *If you answered 'Yes' to Question 9 and you would like to remain within the parish when you next move, then please complete Part 2 of this questionnaire. A separate form will be required for each new home needed. (e.g. if two people living with you need to move to alternative accommodation and would be seeking a home each please ask them to complete separate forms).*
- *If you answered "No" in question 9 (because no-one in your household is in need of alternative accommodation), please return the part 1 of the form in the envelope provided.*

THANK YOU FOR TAKING THE TIME TO COMPLETE PART 1 OF THE SURVEY

DO NOT COMPLETE THIS SECTION IF YOU HAVE NO HOUSING NEED.

PART 2 - Open market & affordable housing needs

1. When do those requiring accommodation need to move from this home? *(Tick one box only)*

Within the next 2 years... Between 2 and 5 years... In 5 or more years.....

2. Who owns your current home? *(Tick one box only)*

Live with parents..... Member of the household
Part-owned/rented (shared ownership). Rented from council/housing association
Provided with job (tied)..... Rented from private landlord.....

3. If you could stay in/move back to the village which option would you prefer to do? *(Tick one box only)*

Rent from council/housing assoc..... Buy on the open market
Shared ownership (part buy/part rent) Rent from a private landlord.....
Other, (e.g. self build, annexe to existing home to accommodate relatives)
please specify.....

4. Are you on the local council housing register or waiting list?

Yes..... No.....

5. What type of accommodation would meet your needs? *(Tick one box only)*

House..... Bungalow.....
Flat..... Sheltered/retirement housing
Other, please specify.....

6. How many bedrooms do you require?

Please note that for affordable housing, bedroom allocation is decided by need and set by the local authority's allocations policy. This is available on their website.

1..... 2..... 3..... 4 or more.....

7. Does anyone requiring alternative accommodation have specific housing needs? *(For example wheelchair access, ground floor, specialist equipment)*

If yes, please give brief details

8. What is your *main* reason for needing to move? (Tick one box only)

- | | | | |
|--|--------------------------|--|--------------------------|
| Need smaller home/downsizing..... | <input type="checkbox"/> | Need larger home..... | <input type="checkbox"/> |
| Need cheaper home..... | <input type="checkbox"/> | Need secure home..... | <input type="checkbox"/> |
| Need to change tenure..... | <input type="checkbox"/> | Need to set-up first/independent home. | <input type="checkbox"/> |
| Need physically-adapted home..... | <input type="checkbox"/> | Need to be nearer work..... | <input type="checkbox"/> |
| Need to be closer to a carer or dependent, to give or receive support..... | <input type="checkbox"/> | | <input type="checkbox"/> |
| Other, please specify..... | | | |

9. Please indicate the age, gender and relationship of each person needing to move. (i.e. those who will make up the NEW household). If more than one house is needed please request extra forms

	Age	Gender	Relationship to person 1 (e.g. son, daughter etc)
Person 1			
Person 2			
Person 3			
Person 4			
Person 5			
Person 6			

10. What type of household will the *NEW* household be? (Tick one box only)

- | | | | |
|--------------------------------|--------------------------|--------------------------------|--------------------------|
| One-person household..... | <input type="checkbox"/> | Older person(s) household..... | <input type="checkbox"/> |
| Parent(s) with child(ren)..... | <input type="checkbox"/> | Couple..... | <input type="checkbox"/> |
| Brothers/sisters sharing..... | <input type="checkbox"/> | Other..... | <input type="checkbox"/> |

11. Will the *NEW* household be claiming Housing Benefit / Universal Credit?

- Yes..... Partial..... No..... Don't know.....

12. Which of the following best describes your current situation? (Tick one box only)

- | | | | |
|---|--------------------------|--------------------------------------|--------------------------|
| Live in the parish now..... | <input type="checkbox"/> | Live in an adjoining parish..... | <input type="checkbox"/> |
| Have moved out of the parish within last 5 years..... | <input type="checkbox"/> | Work in parish or adjoining parish. | <input type="checkbox"/> |
| Have close family in the parish..... | <input type="checkbox"/> | Other (<i>please specify</i>)..... | <input type="checkbox"/> |

*To undertake (basic) calculations on affordability in relation to housing need and gain a better understanding of suitability of tenure, a basic financial assessment is carried out. To be able to do this we require information on the **new** household's financial situation (income and savings). Those seeking shared ownership or open market housing will require enough savings to cover costs such as deposit, legal fees, etc.*

13. What is the gross monthly income, including benefits, of those in the *NEW* household responsible for the cost of housing (rent or mortgage)? (Tick one box only)

- | | | | |
|----------------------|--------------------------|-----------------------|--------------------------|
| Less than £500..... | <input type="checkbox"/> | £501 - £750..... | <input type="checkbox"/> |
| £751- £1,000..... | <input type="checkbox"/> | £1,001 - £1,500..... | <input type="checkbox"/> |
| £1,501 - £2,000..... | <input type="checkbox"/> | £2,001 - £2,500..... | <input type="checkbox"/> |
| £2,501 - £3,000..... | <input type="checkbox"/> | £3,001 and above..... | <input type="checkbox"/> |

14. Do you have savings/equity which may be used to contribute towards the cost of a new home?

(Tick one box only)

- | | | | |
|------------------------|--------------------------|------------------------|--------------------------|
| None | <input type="checkbox"/> | Below £5,000 | <input type="checkbox"/> |
| £5,001 - £10,000 | <input type="checkbox"/> | £10,001 - £20,000..... | <input type="checkbox"/> |
| £20,001 - £30,000..... | <input type="checkbox"/> | £30,001 - £40,000..... | <input type="checkbox"/> |
| £40,001 - £60,000..... | <input type="checkbox"/> | Above £60,000..... | <input type="checkbox"/> |

Thank you for taking the time to complete this survey

The information you provide is protected under the Data Protection Act 1998. A report will be prepared and shared with the Neighbourhood Plan Working Group, no personal information will be made public.

Contact Details for Rural Housing Enabler:

Robert Horn
Rural Community Council of Essex
Threshelfords Business Park
Inworth Road
Feering
Essex CO5 9SE
T: 01376 574330

Email: robert.horn@essexrcc.org.uk

Additional Comments

Appendix 5

- We would love to rent a council or housing association property but as we both work they are not interested.
- It's very nice living here, but too much traffic along Church road
- Although we said no need we would like to move into an affordable bungalow
- Disabled occupier needs bungalow and too high a price in the Parish
- More sheltered accommodation for the elderly. Would like to move parents to Tiptree but nothing available at present
- I wanted a bungalow but after looking for three years I bought a house. More new bungalows need to be developed
- We will probably think about downsizing in 5 to 10 years time
- I understand the need to expand the village for the next generation, but I am concerned with the growing traffic congestion
- Advancing age might potentially result in a need for change.
- Tiptree is too expensive to buy houses
- Might move soon due to poor doctors facilities. Nearly impossible to get a doctor's appointment.
- My son and partner Need to get on the housing ladder
- The housing population is far too much/too big for the village to Tiptree - no consideration has been made for the amount of school places, nursery places now needed there needs to be more parking, recreation space for children, youth club for children, scouts, brownies/ guides and school places made ASAP.
- I may need to move to sheltered accommodation
- We cannot downsize as we have adult children at home, they cannot afford accommodation in the area, and both are employed in the area.
- I am a pensioner and a widower now - but this is still my and Prue's home.
- Immediate move for better transport links to work
- Tiptree used to have a lovely rural village feel, with trees and beautiful gardens. This has been lost to overdevelopment, with concrete and bricks replacing green spaces!
- WE DO NOT NEED ANYMORE HOUSES IN TIPTREE
- We need a bungalow
- We both retire in September 2017, and hope to put our house on the market in early spring 2018. However brexit and the outcome of the 8/6/17 election made the housing market uncertain. Maybe we are stuck by politics in a house that is too big. Part 2 not applicable to us
- Does Tiptree need to get any bigger? It's already of a size that is over stretching itself. Any bigger and you endanger losing what an English village should be - Forever!
I would consider moving out if size increased dramatically
- I do not need to move but may do so on retiring from employment as I may move to a cheaper area to live and an area less crowded by cars etc. (9-12 months away)
- Better infrastructure needed before more homes are built. New connection to A.R
- Cheaper and easier to find accommodation elsewhere e.g. Stoke
- Tiptree is now too busy with lack of infrastructure this needs to be sorted before expansion in housing
- We are intending to downsize at some point in the future and have already completed a form advising council of our willingness to sell our house and

considerable land, should development be decided in this area. Our land could accommodate many houses

- Tiptree is a nice village location, no further housing affordable or not need to be built. The village amenities could not cope. The village needs to remain and not become a town. There is simply not enough green space available for outdoor activities or wildlife - leave it as it is!!
- The pothole situation outside is getting out of hand, on the side of my property
- Our doctors and dentist are struggling to either take on new patients or see them quickly. The waiting time for an appointment at the surgery is between 2-3 weeks this will cost lives and needs to be sorted before new housing.
- My youngest son will require some form of assisted housing at some point in the future
- Tiptree needs to focus on becoming more upmarket. As a village it is over developed any new development should be in keeping with perpetuating a village character and no mass produced developments that are ugly buildings. The village centre needs regeneration, not at all attractive with shopping squares with ugly 60's/70's buildings, Tesco's architecture is very ugly and is not in keeping with a village atmosphere as are other buildings
- Area is getting worse. Due to lack of policing etc. and ignorant people
- The village is in desperate need of another Doctors surgery. The current situation with our surgery is frightening, you can never get an appointment as it is, let alone with the population of the village increasing with more houses going up! I don't understand with this never seems to be taken into consideration
- If there was more 4 bedroom houses I wouldn't have to leave the village
- We feel there are too many houses in the village already. Its infrastructure can't cope with what is here, so to add more housing is plain stupid. There is not enough parking the Doctors surgery is far too busy and can't cope. There schools are over-subscribed and there is not enough open space. Also nothing to do for children aged 10 plus
- When I moved to Tiptree it was a real village that was a safe place to bring up your children, it has now become large with too many people - we have now a lot of burglary crimes, which we did not have therefore I would not like to see any further new builds.
- Moving to an assisted flat, as finding I need more help with housework and perhaps personal care in the future also will be near son & family in Harwich
- Our children had to leave the parish over 5 years ago due to property cost in Tiptree that was only possible by the bank of Mum and Dad
- I need to find accommodation on one level, looking for a flat or bungalow with small garden as I have a cat, all accommodation (retirement) in Tiptree do not allow animals, there should be more housing for young people and retired people in Tiptree - I want to remain in Tiptree - but does not seem likely.
- I love where I live but would like a bus to come down Chapple road through to Colchester
- Additional housing must come with enhanced services and amenities as the village is already creaking. Whilst small homes/flats are important for groups of people the type of housing needs to be right for Tiptree to continue to be a village. 3 story flats are not compatible in a village and lower rise homes are essential not to lose the country feel
- Not enough affordable and suitable housing and poor local facilities and infrastructure. Tiptree has got too big too fast and been left Bereft of funding and

support by Colchester borough council who see Tiptree as their dumping ground we get little in council tax return

- Whilst we recognise the national need for affordable housing, we feel insufficient consideration is given to the infrastructure needed to support them. Without this, Tiptree will become just another place to live, whilst it's residents go elsewhere for their shopping, entertainment, Drs, dentists etc, My husband and I both go to the distance away, the Drs seems to struggle with patient numbers and the peripheral road systems are closed. If residents could see infrastructure improved and then houses, we'd all approve of more developments.
- Both 24 years olds currently in higher/university education will need home when finished in 2 years time - currently renting here out of term time. Will probably not be in village as will relocate for their careers
- This is a village with hardly any major employment opportunities so any extra housing will be purely dormitory facilities. This is of no benefit to the life of Tiptree village
- Last move was downsize - took 2 years to find a small bungalow I could afford - came from large 3 bed semi
- Anticipate children would have difficulty buying in Tiptree lack of 1 bed and 2 bed shared equity/affordable housing
- I have lived here for over 20 years, I pay my rent and council tax, I am not in areas and I am not going to move
- The area needs low cost properties for the young, the in-between with families, the elderly. Each group will have different needs in respect of accommodation but the overarching concern of all will be affordability. There is no need to swamp Tiptree with new housing.
- We live in social housing but would want to buy our own home, which seems impossible with the costs. We are Tiptree people in social housing with none of our neighbours being from the village just randoms from all over the place. Tiptree houses for Tiptree people
- Dependant on what we can find in our budget depends if we stay here
- Main issues in the area are lack of infrastructure investment. Massive growth in property however the area remains with I small doctors, waiting several weeks for appointments. Roads remain rural but possess far more traffic than they are able to cope with.
- Need a police station another medical centres also dentists. Roads are very busy
- We do not need to move out at present but might do in the future. This questionnaire does not allow for that
- Too many new houses being built! Horrible
- We have too many people moved from Colchester to Tiptree we cannot cope with them all. This is a village not a city.
- Daughter wants own property in our parish
- Great village with ample Facilities
- Move to a more affordable area to buy our house
- 2 older need to get their own home now. 2 younger very soon
- Not planning a move anytime in the future
- Moving to a cheaper and more rural area
- A lot of this does not apply - not planning to move and who knows what the future holds!
- Too expensive for not much house

- Moved away and back to parish twice
- Privately rented by expensive, how does a preferential male being rinsed by the CMS provide an affordable home as a single parent. STS not all about mothers.
- Would like to see suitable accommodation made available for the Elderly, e.g. Bungalows, one-bed roomed (ground floor) apartments
- We do not need any more housing in Tiptree before we have a lot more services!
- Being loyal member of the community we value the village atmosphere and look to have this maintained
- Tiptree is not affordable! First time buyer
- My daughters will find it very difficult to buy affordable housing in the Parish
- Intend to stay here will retire and stay in this property/area
- Maytree court is going to be pulled down. There is a need for more sheltered housing or possibly a nursing home.
- Until infrastructure problems have been solved, we feel there should be no more housing in Tiptree. There are very few green spaces of any reasonable size open to the public. Tiptree will soon be nothing but houses with no jobs.
- Private rent price increase and unable to afford house prices now myself and family can buy first property, Tiptree house prices too expensive for first time buyers and young families
- Unless more services (e.g. Doctors, Dentist, Chemist etc.) are available - Tiptree does not need more housing
- We have to move to cheaper accommodation and we hope to stay in the area if possible
- Stop building, traffic is ridiculous. Stick to building up city of Chelmsford
- My son of 25 would like to move out and buy a property with his partner
- I will stay here as long as I am physically able
- First house
- We need new doctors, dentists, schools before we build anymore houses
- My daughter moved away because as a single girl she could not afford to rent or buy. She'd move back if there was affordable housing
- Not planning to move
- Need to move after 5 years to be mortgage free to live in a flat or bungalow - due to disability
- Only 1 person to move do to terminal illness
- I need affordable rental accommodation, not on a busy main road as I am now, but being a pensioner on benefits means private rented property is rarely available, and have had no luck on gateway to home choice after 7 years applying.
- I will not move again unless the support of sheltered housing changes to a level insufficient for my needs. I have already downsized to an area offering conveniences of banking and shopping
- Want to move to a town, personally I find there is enough to do here. Tiptree is lovely but I am used to a busy town community.
- I need more living room space and bedroom space
- I would like a 2 bedroom bungalow when I retire in 5 years time. 2nd bedroom required for grandchild to stay
- We need more 2 bed houses for youngsters to get on the housing ladder, and older people to downsize
- Daughter cannot afford to buy her own property. But saving with government ISA scheme to be able to get deposit in the hope of buying in the future
- I may downsize in the future, within the parish

- My daughter cannot afford to stay in Tiptree.
My son & daughter want to move to their own homes. I have once tried for planning permission to add a self contained one bed studio in the back of my garage for my son but this was rejected.
- Would like to move to Kelvedon where I work. Unfortunately no council properties there.
- My 22 year old would move as she could not afford to live in Tiptree
- Affordable housing is a priority to keep the young in the village
- I thank god that we obtained the tenancy of our home in 1956 when we move under the Hexdon and whistree council and were very happy to be council tenants until we were able to buy it some years ago.
- I also have a 26 year old son who is looking to buy 1st home and cannot find anything affordable in Tiptree
- Daughter wants to buy her own house
- There are already too many houses in Tiptree
- Family break up
- Quite happy where I live, however if unable to care for myself would like a care home in Tiptree
- Don't like Tiptree gone downhill
- Getting to that age to move out
- Children will move away from area due to poor infrastructure e.g. lack of GPs. Too many people already here unable to get doctors/nurse appointments or dentists
- Not as yet god willing, less anything happened to me then would need to move to small flat one or 2 bedroom so if married and have children will already have room for the child
- Children will be buying properties in next couple of years and moving out to other parishes (possibly)
- Unsure at the moment about moving
- My husband died and I moved here to be near my daughter who lives in Tolleshunt Knights
- More affordable housing is needed but also infrastructure to cope and I personally don't think this is possible in Tiptree
- Having been in my house since 1963 brand new and have no intention of moving I am satisfied where I am.
- Moved here for retirement
- We need council owned Bungalows, in Tiptree for older residents if they need to downsize
- Would like to find a property of my own
- At 25 our daughter is looking to get a place away from parents - not sure of location - rental or buying as yet!
- I note that on recent developments, one bedroom start homes are no longer being built, they seem to start at two bedrooms
- If it is intended to build make sure the infrastructure is in place first especially the medical facilities as they are already stretched (takes 3 weeks to 1 month for an appointment)
- Not planning to move
- Tiptree needs much more affordable housing 1/2 bedroom not squeezing in anywhere these large 4/5 bedroom houses.

- For Tiptree to increase it would need to be made Town and have the appropriate facilities that affects. It is already one of the biggest villages in England. If you increase it you need to make it into a Town.
- Need more flats suitable for Elderly - with a bath
- We need more bungalows
- I live alone in my bungalow and am very happy
- More thought to infrastructure and shopping facilities are urgently needed to support all the extra housing, green open spaces for nature are also important don't build on every scrap of land. Some of which we need for our health and wellbeing
- If we did move we would move away due to lack of facilities and public transport
- We need more doctors, dentists and schools before any more houses
- Hopefully going out in my box
- Rented accommodation is our only option! With evictions and immigration from other countries we will be in private expensive accommodation for the rest of our lives.
- We built an annexe for parents no houses under £200,000 in Tiptree so daughter purchased house in Colchester
- My daughter will be looking to move out but she won't be able to afford to stay locally.
- Need to move to a bungalow due to mobility problems
- Currently rent - Landlord is selling unable to find alternative property locally
- Although no one is planning to move at the moment in the future this will change
- I am now retired and the rent is becoming a burden on our limited income
- It was difficult for my mother to find suitable accommodation for an individual independent senior. It took over two years
- Hopefully flying the nest at some time
- Both of my children left home more than 5 years ago and looked for a house in Tiptree but couldn't afford anything. They still both live within less than 10 miles of Tiptree
- We may need to move to get into a better school catchment area in the future
- My children that are both still at home would want to buy their own properties locally
- Although my house is large for 1 person. I have the position I'm in - near all the amenities (bus stops etc.) and I have lovely neighbours. Tiptree has everything one needs.
- Too much open space is being built on in this area, and public footpaths being blocked by buildings
- In the future we will need to move to smaller property and are concerned by the lack of availability of smaller bungalows which have a bit of garden to help older people to keep mobile
- However, the children may possibly have to move as they grow up and wish to have their own families. They do not know of this point where they around want to live in the future.
- Hopefully I will be able to live out the rest of my life in this bungalow as it is all on one level and the bathroom is already future proofed for old age - funds permitting
- From a survey point of view this form is beginning to seek information which is an invasion of privacy.

- I had to obtain an equity release mortgage to enable my son to purchase a home in Little Totham
- We wish to move to be nearer friends and family and also Tiptree has not enough facilities for socialising, e.g. restaurants and cafes other than going into Colchester and other villages
- Our children left the village through choice
- Need affordable bungalows for older people
- We would like to buy our own home, but can't yet afford a deposit
- Please not that open areas for wild life and dog/pleasure walking, are important for welfare of us all.
- There should be more social and affordable housing in Tiptree so that young people do not have to move away
- Son will need a property with girlfriend
- We see no need for additional housing to be built in Tiptree. We enjoy life in the village and do not want it spoilt by additional building
- Son moving out hoping to buy if affordable
- May need to downsize if husband passes away as I could not afford to remain in this house.
- Housing isn't the problem - Doctors are the problem another surgery is needed before any more housing
- Unable to afford to buy in Tiptree
- My daughter is in the process of moving back with her family
- I am a single 33 year old woman who cannot afford to buy. Having to live with my parents, the alternative is to move north away from family and friends to get on the housing ladder.
- We need bungalows. Wife is disabled has problem with stairs etc.
- There is no urgent need for my son and daughter to find alternative accommodation, however, they would like to be able to move out when they have saved a deposit
- It's a shame our sheltered accommodation in maypole court is being sold off. I would have thought Colchester could have redeveloped the site itself for either sheltered or new single flats for our young people who wish to stay & rent in Tiptree.
- Only to say 'we' Tiptree needs another dental practice.
- Baby on the way
- Roads? Access
- May well wish to downsize in the future but remain within the area
- Many pensioners could free houses for families, if there was a place to go e.g. a row of little bungalows all formed together with a garden around. Why are new houses 3 storeys high with 5 bedrooms!! Not necessary and unsightly
- I hope Maytree court will be replaced with similar for dwellings for older people, not enough council owned places in Tiptree
- Please let's get a Vodafone mast put up for the safety of our children if nothing else, I appreciate village status and enjoy! But we have 10,000 people here and not enough infrastructure
- At my age I could not take all the stress and work and worry involved
- Hoping to move closer to family
- May look to move for larger property
- There needs to be some affordable housing for people to buy not just social housing.

- Recently widowed no intention of moving at the moment or in the near future. Love the village! Intending on staying
- Would not care to live anywhere else
- Most of the young people in the village cannot afford to buy a property without help from parents or other relatives
- I have no intention of moving at the present time. I would stay in Tiptree because of the friendly atmosphere and people still like a village.
- I'm disabled and need housing on 1 level and more affordable
- The answer to 9 is probable, with regard to our ages. Therefore the answers in part 2 are re the one of us who could live independently, so merely conjecture at present (but more small properties needed)
- Our children will be moving out probably within 5 years and looking for somewhere to live. Probably they won't be able to stay in Tiptree because of lack of affordable accommodation and public transport to work
- Will probably downsize within 10 years but don't know where to
- In the future our children will need housing within the parish
- I answered "yes" to question 10 because that's what we would ideally like to do - although we don't know if we can afford to stay in this area realistically
- I have my son and his family living with me as they can't afford private rent and they want to stay in Tiptree
- Both 20 + 22 year old are unable to find affordable accommodation

Data results

Appendix 6

Question 1

Is this your main home?

	Frequency	Valid Percentage
Yes	1103	95
No	3	0
Not Stated	51	4
Total	1157	100

Question 2

How would you describe your home?

	Frequency	Valid Percentage
House	818	71
Bungalow	272	24
Flat/Maisonette/apartment/bed-sit	51	4
Caravan/mobile home/temp. structure	0	0
Sheltered/retirement housing	8	1
Other	4	0
Not Stated	4	0
Total	1157	100

Question 3

How many bedrooms does your home have?

	Frequency	Valid Percentage
One	33	3
Two	251	22
Three	514	44
Four or more	355	31
Not Stated	4	0
Total	1157	100

Question 4

Who owns your home?

	Frequency	Valid Percentage
Owned Outright by a household member (s)	698	60
Part-owned/Rented (shared ownership)	9	1
Owned with mortgage by a household member (s)	334	29
Rented from a Local Council	29	3
Rented from a Housing Association	16	1
Rented from a Private Landlord	53	5
Tied to job	4	0
Other	9	1
Not Stated	5	0
Total	1157	100

Question 5

How many years have you and your household lived in the parish?

	Frequency	Valid Percentage
0-5 years	204	18
6-10 years	136	12
11-20 years	278	24
21-30 years	113	10
31-50 years	292	25
51-70 years	90	8
Over 70 years	31	3
Not Stated	13	1
Total	1157	100

Question 6

How many people live in this property?

	Frequency	Valid Percentage
One	279	24
Two	535	46
Three	151	13
Four	130	11
Five	37	3
Six	7	1
Seven	4	0
Not Stated	14	1
Total	1157	100

Question 7a

Age of household members

	Frequency	Valid Percentage
0-5 years old	100	4
6-10 years old	104	4
11-15 years old	120	5
16-24 years old	184	7
25-35 years old	197	8
36-45 years old	236	9
46-59 years old	459	18
60-70 years old	575	22
Over 70 years old	582	22
Not Stated	32	1
Total	2589	100

Question 7b

Gender of occupants

	Frequency	Valid Percentage
Female	1354	52
Male	1196	46
Not Stated	39	2
Total	2589	100

Question 8

Have any members of your family moved away from the parish in the last 5 years, due to not being able to find a suitable home locally?

	Frequency	Valid Percentage
Yes	89	8
No	1049	91
Not Stated	19	2
Total	1157	100

Question 9

Do you, or anyone living with you, need to move into alternative accommodation?

	Frequency	Valid Percentage
Yes	149	13
No	983	85
Not Stated	25	2
Total	1157	100

Question 10a

If you are planning to move will you be staying in the parish?

	Frequency	Valid Percentage
Yes	76	51
No	55	37
Not Stated	18	12
Total	149	100

Question 10b

Is the main reason for move to downsize?

	Frequency	Valid Percentage
Yes, I would be seeking to downsize	33	22
No, I would be moving for another reason	100	67
Not Stated	16	11
Total	149	100

Part 2: Households in housing need

Question 1

When do those requiring accommodation need to move from this home?

	Frequency	Valid Percentage
Within the next 2 years	66	50
Between 2 and 5 years	37	28
In 5 or more years	21	16
Not stated	7	5
Total	131	100

Question 2

Who owns your current home?

	Frequency	Valid Percentage
Live with parents	40	31
Part owned/Rented (shared ownership)	2	2
Member of a household	52	40
Rented from council/housing association	10	8
Provided with job (tied)	0	0
Rented from private landlord	22	17
Not Stated	5	4
Total	131	100

Question 3

If you could move back/stay in the village which would you be seeking to do?

	Frequency	Valid Percentage
Rent from Council/Housing Association	29	22
Buy on the open market	85	65
Part own/Rent (shared ownership)	8	6
Rent from a private landlord	1	1
Other	3	2
Not Stated	5	4
Total	131	100

Question 4

Are you on the local council or Housing Association register or waiting list?

	Frequency	Valid Percentage
Yes	11	8
No	115	88
Not Stated	5	4
Total	131	100

Question 5

What type of accommodation would meet your needs?

	Frequency	Valid Percentage
House	77	59
Bungalow	25	19
Flat/maisonette/apartment	20	15
Sheltered/retirement housing	6	5
Other	0	0
Not Stated	3	2
Total	131	100

Question 6

How many bedrooms do you require?

	Frequency	Valid Percentage
1 bedroom	15	11
2 bedrooms	73	56
3 bedrooms	32	24
4 or more bedrooms	9	7
Not Stated	2	2
Total	131	100

Question 7

Does anyone requiring alternative accommodation have specific housing needs?

	Frequency	Valid Percentage
Yes	12	9
No	116	89
Not Stated	3	2
Total	131	100

Question 8

What is your main reason for needing to move?

	Frequency	Valid Percentage
Need smaller home/downsizing	24	18
Need larger home	13	10
Need cheaper home	10	8
Need secure home	7	5
Need to change tenure	1	1
To set up first/independent home	55	42
Need physically adapted home	4	3
Need to be nearer work	2	2
Need to be closer to a carer or dependent	1	1
Other	12	9
Not stated	2	2
Total	131	100

Question 9a

Age of each person moving

	Frequency	Valid Percentage
0-5 years old	18	7
6-10 years old	13	5
11-15 years old	12	5
16-24 years old	49	20
25-35 years old	51	21
36-40 years old	11	4
41-55 years old	37	15
56-70 years old	36	15
71+ years old	7	3
Not Stated	14	6
Total	248	100

Question 9b
Gender of each person moving

	Frequency	Valid Percentage
Female	126	51
Male	109	44
Not stated	13	5
Total	248	100

Question 9c
Relationship to person 1

	Frequency	Valid Percentage
Spouse	145	43
Partner	128	38
Sister/Brother	27	8
Son/Daughter	297	88
Sister/Brother-in-law	0	0
Son/Daughter-in-law	1	0
Not stated	14	4
Total	339	100

Question 10
What type of household will the new household become?

	Frequency	Valid Percentage
One-person household	38	29
Older person(s) household	11	8
Parent(s) with child(ren)	32	24
Couple	40	31
Brothers/Sisters sharing	0	0
Other	8	6
Not Stated	2	2
Total	131	100

Question 11
Will the new household be claiming Housing Benefit/universal Credit?

	Frequency	Valid Percentage
Yes	9	7
Partial	2	2
No	93	71
Don't know	24	18
Not stated	3	2
Total	131	100

Question 12

Which of the following best describes your current situation?

	Frequency	Valid Percentage
Live in the parish now	122	93
Live in an adjoining parish	0	0
Lived in the parish within last 5 years	0	0
Work in parish or adjoining parish	1	1
Have close family living in the parish	4	3
Other	2	2
Not stated	2	2
Total	131	100

Question 13

What is the gross monthly income, including benefits, of those in the new household?

	Frequency	Valid Percentage
Less than £500	5	4
£501-£750	5	4
£751-£1,000	24	18
£1,001-£1,500	19	15
£1,501-£2,000	13	10
£2,001-£2,500	20	15
£2,501-£3,000	7	5
£3,001 and above	19	15
Not Stated	19	15
Total	131	100

Question 14

Do you have savings/equity which may be used to contribute towards your outgoings for a home?

	Frequency	Valid Percentage
None	40	31
Below £5,000	9	7
£5,001-£10,000	19	15
£10,001-£20,000	11	8
£20,001-£30,000	4	3
£30,001-£40,000	6	5
£40,001-£60,000	3	2
Above £60,000	15	11
Not Stated	24	18
Total	131	100

Appendix 23

Neighbourhood Plan Questionnaire Data Handling and Analysis

1. Introduction

This is a summary of the main points of the data handling process for the responses to the Neighbourhood Plan Questionnaire.

2. Summary of the Process

- a) The Neighbourhood Plan questionnaire was distributed to all households in Tiptree, each questionnaire carried a unique code. Press releases and posters etc. publicised the questionnaire and gave details of how to take part. Additional copies of the questionnaire were available from the Parish Council Office.
- b) Some people entered their responses to the questionnaire online using a facility provided by Fieldwork Marketing. Others returned their paper copies to the Parish Council Office or other drop-boxes in the village.
- c) Once the questionnaire period was over and all the paper copies collected, the pages containing the personal data for the purpose of the prize draw or being kept informed were removed, having first being encoded to match the main body of the questionnaire.
- d) The working group entered the non-online responses using the online questionnaire. This was carried out in pairs to aid hand-writing interpretation and to verify that the entry was correct.
- e) A table of Tiptree postcodes translated into area codes was supplied to Fieldwork Marketing as a lookup table so that they could produce an area code from the unique code of each questionnaire.
- f) The online data was anonymised by removing details given online to either enter the prize draw or be kept informed.
- g) The data was split into separate files so that each open question comment could be analysed by emerging themes. Each file consisted of the unique code, area code, relevant demographic data, the response to the open question and in cases where the comment was supplementary to a closed question, the response to the closed question too. At the time that the analysis was carried out, the demographic data was in hidden columns in a password locked file, so that only the theme columns could be changed **and only the comments could be seen**. This analysis was carried out by individual working group members with the relevant skills. Each analysis was verified by another with the relevant skills. Both versions were retained.
- h) Summary reports were produced for each analysed and verified file, listing themes, statistics for the themes, good examples of comments related to those themes, in particular, pertinent good ideas or concerns. This was carried out by individual working group members with the relevant skills. Each summary report was verified by another with the relevant skills. Both versions were retained.
- i) A questionnaire results report was produced in two versions. They listed all the questions and the statistics for closed questions and the 'top ten' themes for open questions. One version also contained charts. In some cases, where relevant, the statistics were broken down into further categories, such as area code, age bracket of the respondent or how long lived in Tiptree.
- j) The questionnaire results were used to produce a vision and objectives statement for the Neighbourhood Plan.
- k) The results were published at an exhibition along with a consultation on the vision and objectives. The results were made available on the Neighbourhood Plan website.

3. The Analysis Process

The analysis spreadsheet comprised column headings of the emerging themes and the number 1 was entered against any comment that fell into that theme. A comment could be marked against more than one theme.

For each theme column all the '1's were summed at the bottom of the column and percentages of the whole response to that question produced.

The themes were added to the columns as they emerged. They were entered broadly to begin with, but when a particular theme had excess variations, that comment column was split into several more specific themes. Themes were generally split into positive and negative variants, such as 'for' or 'against'; 'more' or 'less' etc. It is difficult to manage a large number of themes at one time, so in some cases a particularly complex theme, was copied to a new worksheet and reanalysed, this particularly occurred where people were commenting about a large range of items.

The analysis was verified by producing a sum of the '1's across the row, to ensure each comment have been put into at least one theme. Each theme column was filtered on the presence of a '1' in the column, so that it could be checked that the correct column had been marked. In cases of large numbers of comments against a theme, the comment column was filtered for the presence or absence of a couple of key words.

4. Problems encountered

Unfortunately, very little time was available to test the online version of the questionnaire. Most of the comment boxes produced would only contain 100 characters and a few questions which were clearly marked as multiple response answers were encoded as single choice.

It was decided to go ahead with the online questionnaire as it stood, as the delay to fix it would have been too long. It was fixed for the entry of the paper copies.

Final comment:

As people could not enter all they wanted online in earlier comments or answer some faulty questions as intended, they wrote these answers in the overall comment at the end of the questionnaire. Many people using the paper questionnaire, although given space, wrote comments that were relevant earlier in the final comment box.

This comment box was analysed first. The themes chosen were the section numbers of the questionnaire and in some cases faulty online questions.

All the comments that should have been entered in the general comment of a particular section of the questionnaire were transferred to a new worksheet by theme and coloured light green. They were then added to the end of the appropriate comment spreadsheet. Where possible responses to faulty questions were corrected in the correct spreadsheet, using the unique code to identify the relevant response.

The remaining comments of this final comment box were then analysed.

The other section general comments were then examined by being sorted into unique code order, so that comments transferred from the overall general comments box, could be inspected to avoid the same comment from the same person being counted more than once.

Neighbourhood Plan Questionnaire Data Handling and Analysis

The questions about travelling in Tiptree, between Tiptree and surroundings and about footpaths and short cuts were particularly misused. People started responding about walking in Tiptree on the question that was intended for road use. Hence a similar reallocation of responses needed to be done for these three questions. This was done in the same manner as the questionnaire final comment to avoid double counting comments.

Tiptree Village Questionnaire



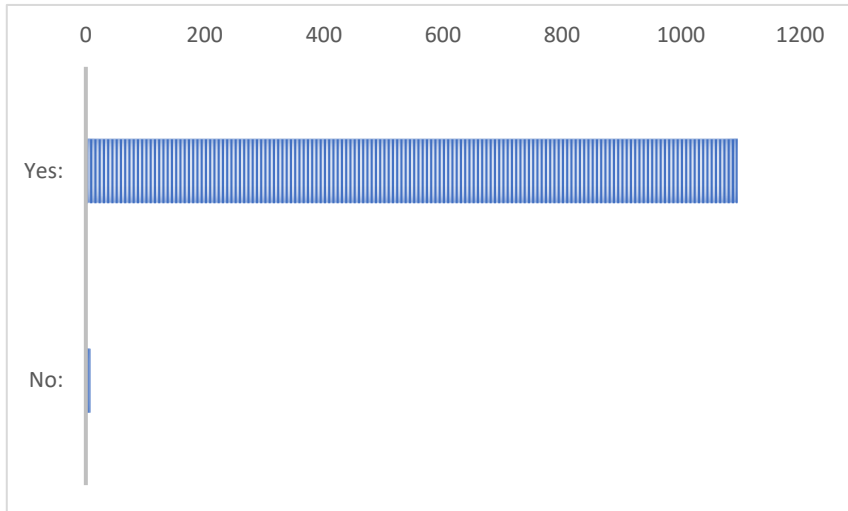
The Future of Tiptree is in Your
Hands

The Results

1	Where do you live?	2
2	Village Identity	3
3	Homes & Housing.....	5
4	Housing Developments	12
5	Countryside and Wide-Open Spaces	17
6	Traffic & Transport.....	21
7	Facilities and Amenities.....	32
8	Services	41
9	Shopping and Church Road	47
10	The Village Centre.....	52
11	Business & Employment.....	57
12	Other Comments	61
13	About you and your household.....	62

1 Where do you live?

1.1 Do you live in Tiptree Q1



Questionnaires	1119
Didn't answer - but have Tiptree postcode	16
Yes:	1095
No:	8
Yes:	98%
No:	1%

If No, please tell us which town or village. Q2

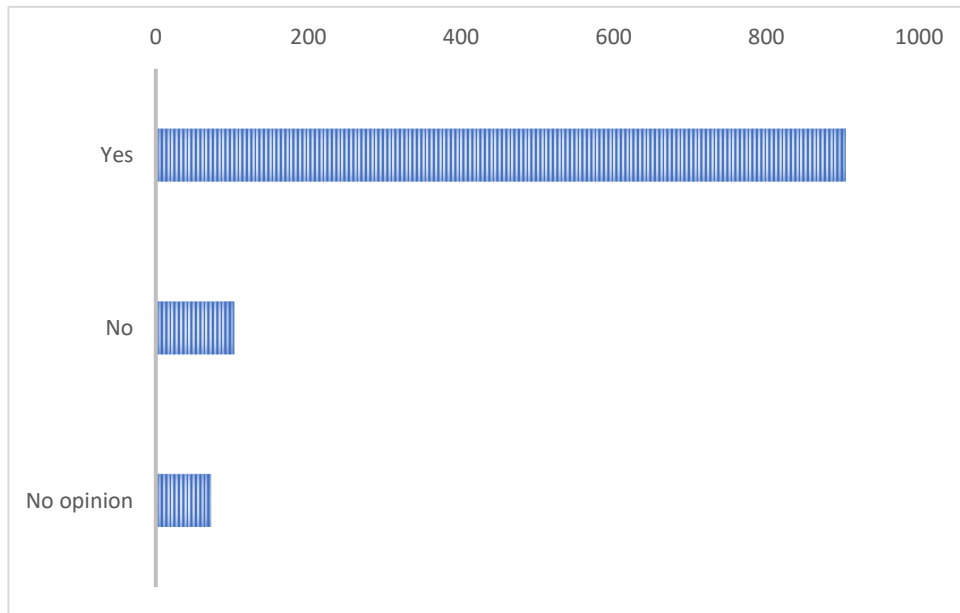
Questionnaires	1119		Live in Tiptree	Don't live in Tiptree
Didn't answer:	3			1 In Yorkshire, thus only strategic questions responded to as local current knowledge limited
Responses	1116		%responses	1 Yorkshire
North	97		8.7%	1 Witham
East	223		20.0%	1 Salcott
Southeast	108		9.7%	1 Inworth
South	104		9.3%	1 Tolleshunt Knights
Southwest	46		4.1%	1 Aldham
West	133		11.9%	1 Didn't answer
Central	405		36.3%	
Total	1116			

By area lived in Tiptree, see area map at the bottom of - 3 Homes & Housing on page 5

Area	Responses		Percentage of total
1 Red	97		8.7%
2 Blue	223		20.0%
3 Orange	108		9.7%
4 Purple	104		9.3%
5 Yellow	46		4.1%
6 Green	133		11.9%
7 Pink	405		36.3%
Total	1116		

2 Village Identity

2.1 It is suggested that being known as a village helps preserve Tiptree's unique historical and rural identity. Do you agree? Q3



Questionnaires	1119
Didn't answer	39
Responses	1080
Yes	904
No	103
No opinion	73
Total:	1080

Yes	83.7%
No	9.5%
No opinion	6.8%

Reasons: Q4

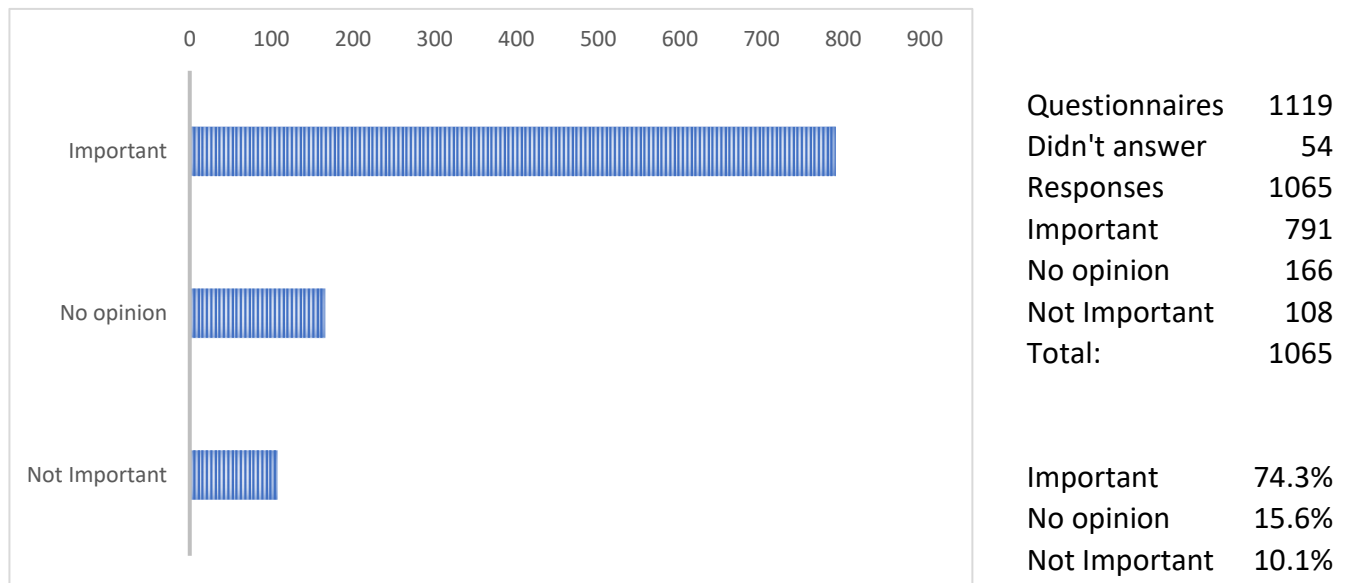
Theme	Number	% of comments
Our village 'brand'	170	31%
Community spirit	95	17%
Rural aspect	66	12%
Attraction to Tiptree	60	11%
Is / Getting too large	59	11%
Business relationships	40	7%
Downside to a town / why it is not a town	29	5%
Lacks facilities to be a town / functioning village	29	5%
No advantage to become a town	29	5%
Helps to prevent urban sprawl	18	3%
Known worldwide	18	3%
Advantages of a town	17	3%
More like a town	16	3%
No more large / urban development	14	3%

2.2 What do you most like about the village and why? Q5

Theme	Number	% of comments
Accessible good facilities and amenities	285	34%
Good variety of shops, bank etc	232	28%
Friendly, get to know people	189	23%
Green, rural location	189	23%
Sense of community	103	12%
Access to A12, towns, rail, sea, good location	83	10%
Wilkins and independent shops, history	74	9%
Right size	68	8%
Country life	63	8%
Pleasant place to live, village feel	59	7%

Theme	Number	% of comments
Quiet	50	6%
Doctors / dentist in village	41	5%

2.3 How important do you think Tiptree's historic identity is to the village today? Q6



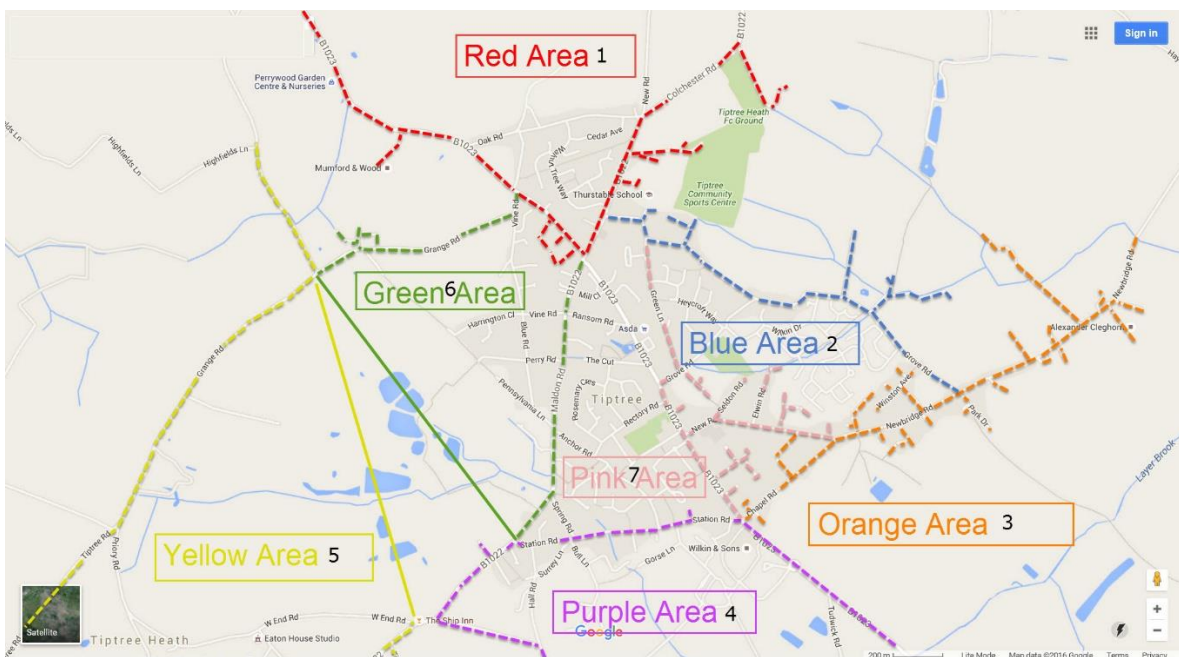
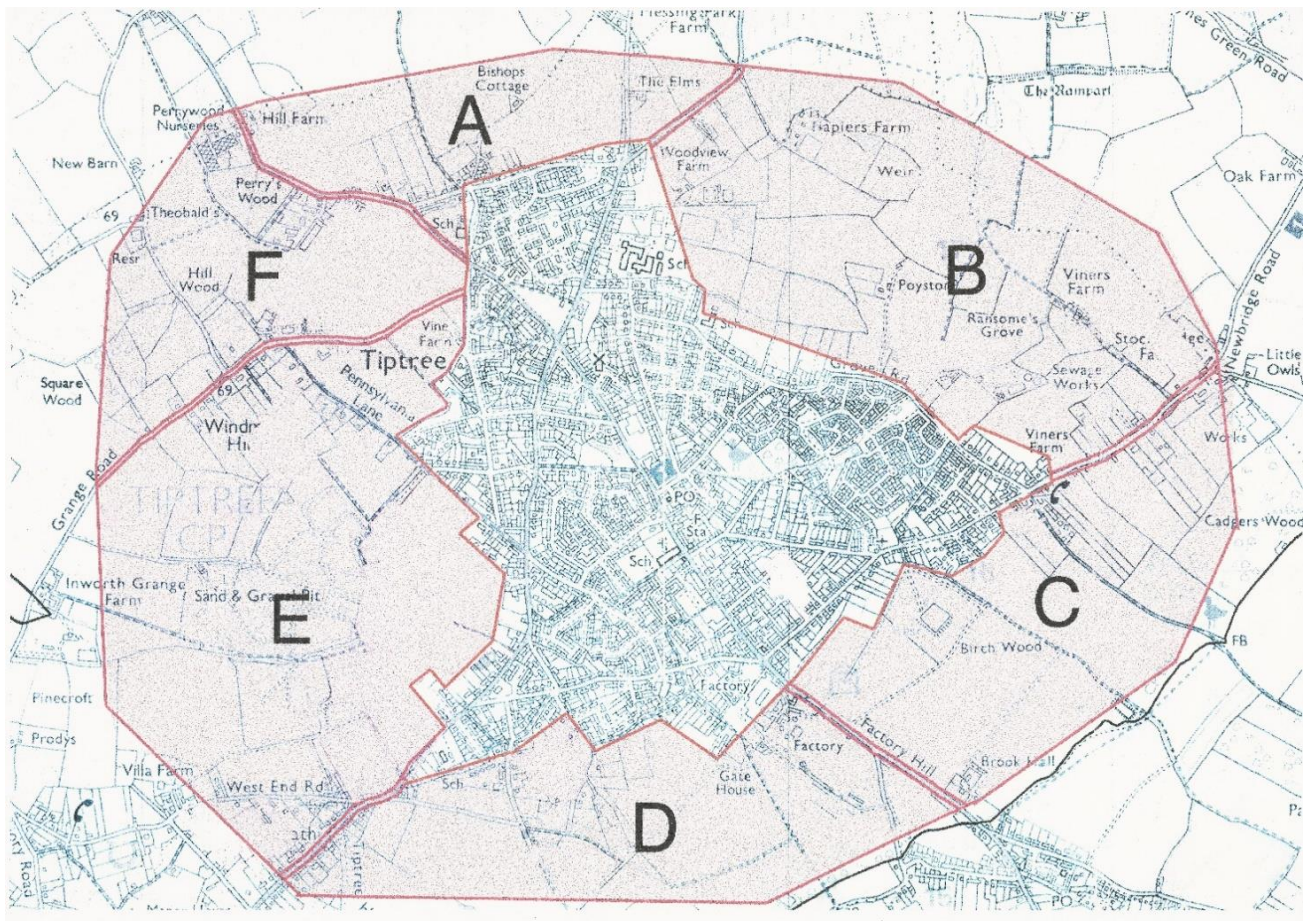
Please tell us why you think this, if you wish. Q7

Theme	Number	% of comments
Wilkin's Jam Factory	158	34%
Sense of belonging / community / identity	73	16%
Known all over the world	52	11%
Encourages people to live, work or visit	48	10%
Past influences present and future	48	10%
Important / Preserve our history	41	9%
History not apparent / unaware	36	8%
Village Buildings / locations / character	31	7%
Pride in History	24	5%
Special / Unique / Individual	24	5%
Rural / agriculture	24	5%
Will lose / Lost identity	24	5%

Although this section of the questionnaire did not have an 'other comments' question the following were expressed in the overall comment section.

Theme	Number	% of comments
Village status	37	71%
Village feel	14	27%
Love / Pride / Choice	13	25%
Avoid becoming overdeveloped	11	21%
Sympathetic to what already exists	8	15%
Life and Community	2	4%

3 Homes & Housing



Note: Roads marked in the area colour are the boundaries for that area and are included in the area. Your unique code linked you to an area.

3.1 Using a score of 1-5, 5 for most preferable and 1 for least preferable, please indicate which of these sites you think is most acceptable for housing development. **Q8 Please score all sites.**

Location A: Kelvedon Rd – Colchester Rd	Location D: Factory Hill – Maldon Rd
Location B: Colchester Rd- Newbridge Rd	Location E: Maldon Rd – Grange Rd
Location C: Newbridge Rd – Factory Hill	Location F: Grange Rd – Kelvedon Rd

Note: Light green most favourable

Overall		A	B	C	D	E	F
Responses		907	906	906	904	917	923
Total score:		2403	2255	2267	2181	2376	2487
1		346	357	373	380	377	352
2		122	143	134	140	110	114
3		143	164	138	148	132	132
4		96	90	93	103	107	114
5		200	152	168	133	191	211
Score 2-5	Weighted	2057	1898	1894	1801	1999	2135
Score 3-5	Weighted	1813	1612	1626	1521	1779	1907
Score 4-5	Weighted	1384	1120	1212	1077	1383	1511

1 Red area		A	B	C	D	E	F
Responses		77	81	79	79	78	79
Total score:		161	193	220	228	198	192
1		45	36	24	26	30	36
2		8	8	13	8	13	6
3		7	16	14	13	10	17
4		6	12	12	13	13	7
5		11	9	16	19	12	13
Score 2-5	Weighted	116	157	196	202	168	156
Score 3-5	Weighted	100	141	170	186	142	144
Score 4-5	Weighted	79	93	128	147	112	93

2 Blue		A	B	C	D	E	F
Responses		193	184	186	183	190	189
Total score:		487	397	463	479	549	518
1		72	94	77	59	60	64
2		41	32	30	31	24	31
3		25	20	24	42	32	26
4		17	11	21	23	25	26
5		38	27	34	28	49	42
Score 2-5	Weighted	415	303	386	420	489	454
Score 3-5	Weighted	333	239	326	358	441	392
Score 4-5	Weighted	258	179	254	232	345	314

3 Orange		A	B	C	D	E	F
Responses		89	92	93	90	90	92
Total score:		252	185	172	225	268	293
1		29	46	61	32	23	25
2		8	15	11	18	11	10
3		23	21	7	17	21	13
4		7	4	2	9	15	11
5		22	6	12	14	20	33
Score 2-5	Weighted	223	139	111	193	245	268
Score 3-5	Weighted	207	109	89	157	223	248
Score 4-5	Weighted	138	46	68	106	160	209

4 Purple		A	B	C	D	E	F
Responses		81	82	82	82	83	80
Total score:		244	219	186	124	202	231
1		21	29	39	64	45	26
2		9	12	13	7	4	8
3		20	14	12	3	7	14
4		10	11	5	3	7	13
5		21	16	13	5	20	19
Score 2-5	Weighted	223	190	147	60	157	205
Score 3-5	Weighted	205	166	121	46	149	189
Score 4-5	Weighted	145	124	85	37	128	147

5 Yellow		A	B	C	D	E	F
Responses		38	39	40	40	39	38
Total score:		103	130	137	96	78	84
1		7	6	6	15	27	16
2		12	3	6	9	1	5
3		9	12	6	5	2	11
4		5	8	9	7	2	5
5		5	10	13	4	7	1
Score 2-5	Weighted	96	124	131	81	51	68
Score 3-5	Weighted	72	118	119	63	49	58
Score 4-5	Weighted	45	82	101	48	43	25

6 Green		A	B	C	D	E	F
Responses		112	112	109	112	116	115
Total score:		297	340	303	269	201	223
1		48	30	36	47	80	69
2		13	15	14	15	14	16
3		12	21	22	22	6	10
4		8	13	12	14	5	8
5		31	33	25	14	11	12
Score 2-5	Weighted	249	310	267	222	121	154
Score 3-5	Weighted	223	280	239	192	93	122
Score 4-5	Weighted	187	217	173	126	75	92

7 Pink		A	B	C	D	E	F
Responses		315	314	315	315	318	328
Total score:		854	786	780	752	869	941
1		124	116	129	136	111	115
2		30	57	47	51	43	38
3		46	59	53	46	54	41
4		43	31	32	34	40	43
5		72	51	54	48	70	91
Score 2-5	Weighted	730	670	651	616	758	826
Score 3-5	Weighted	670	556	557	514	672	750
Score 4-5	Weighted	532	379	398	376	510	627

3.2 Please give your reasons why you consider any location particularly acceptable or not. Q9-14.

Location A

Theme	Number	% of comments
Area A good access A12 / main roads / avoids centre	138	30%
No housing anywhere	112	24%
A12 access problems / poor main roads	67	15%
Suitable for development other reasons	54	12%
Inadequate infrastructure - all Tiptree	47	10%
Retain rural nature	25	5%
Preserve greenbelt / boundaries	23	5%

Location B

Theme	Number	% of comments
No more houses or people anywhere	103	26%
Acceptable / good / best location	62	16%
Keep nature, wildlife & woods / farmland	44	11%
Rural setting would be spoiled.	39	10%
Good access to A12 / main roads / station	35	9%
Poor Access to / Poor Main Roads	31	8%
Good - recent development	20	5%
Bad - recent estate development	19	5%

Location C

Theme	Number	% of comments
Suitable / good / best location	86	21%
Affects open space, wildlife, woodland and farmland	82	20%
No housing anywhere	77	19%
Development planned already	61	15%
Undesirable traffic through centre	34	8%
Poor access to main roads / A12 / station	29	7%
Maintain green belt buffer with Tolleshunt Knights	25	6%

Location D

Theme	Number	% of comments
No housing anywhere	96	25%
Suitable for development	90	23%
Poor Access to A12 / station / poor main roads	53	14%
(Preserve) Wilkins land	41	11%
Damage to valued habitat	39	10%
Preserve green belt / boundary	36	9%
Traffic in Church Rd / pressure on centre	29	8%
Retain rural nature / village	21	5%
Good access to A12 / main roads	18	5%

Location E

Theme	Number	% of comments
Suitable for development	129	31%
No housing anywhere	94	23%
Valued habitat damaged	69	17%
Preserve green space	56	13%
Poor access to A12 / poor main roads	45	11%
Retain rural nature	42	10%
Country Park / recreational area	33	8%
Wildlife valued	27	6%
Good access A12 / main roads / station	27	6%
Less suitable / risk of overdevelopment	20	5%
Sand, gravel, springs - Problem to build here	16	4%

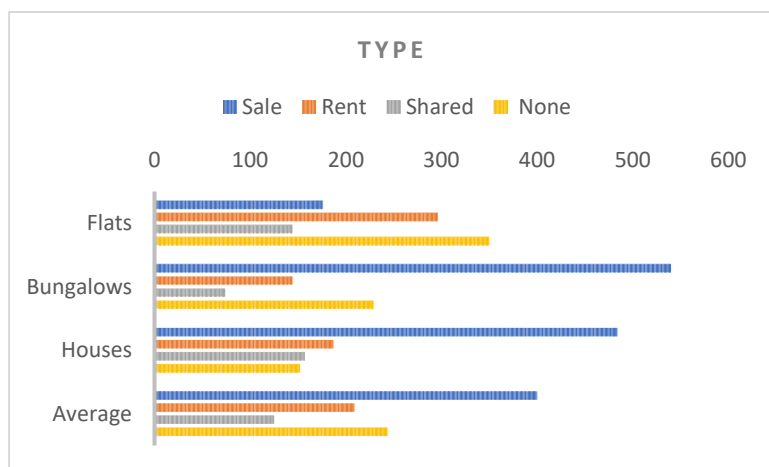
Location F

Theme	Number	% of comments
No housing anywhere	96	24%
Acceptable / good / best site - less impact	87	22%
Good access A12 / main roads / station	85	21%
Poor access to A12 / poor main roads	49	12%
Reduces village centre traffic	38	9%
Impact countryside / wildlife farmland	32	8%
Existing planning consent already sufficient	19	5%

3.3 Which types of housing do you think are most needed in Tiptree?

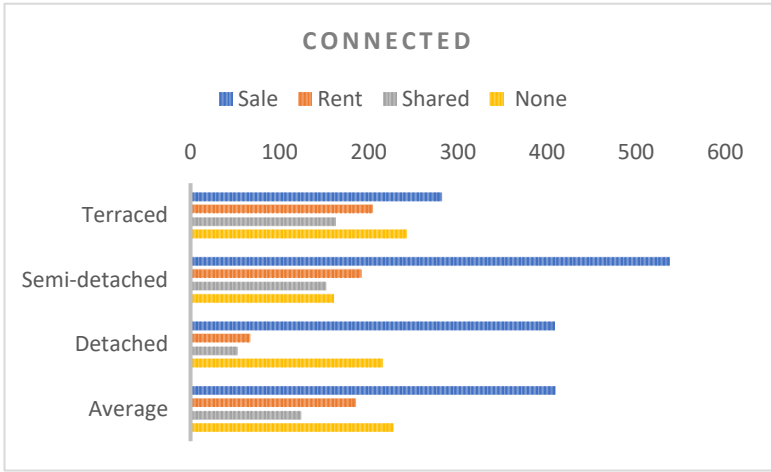
Please tick all the types that you think are most needed for each sort of ownership or indicate any types that you do not think are needed at all for Tiptree Q15

[Note: Faulty online question that did not allow more than one choice – hence rent and shared ownership figures may be low]

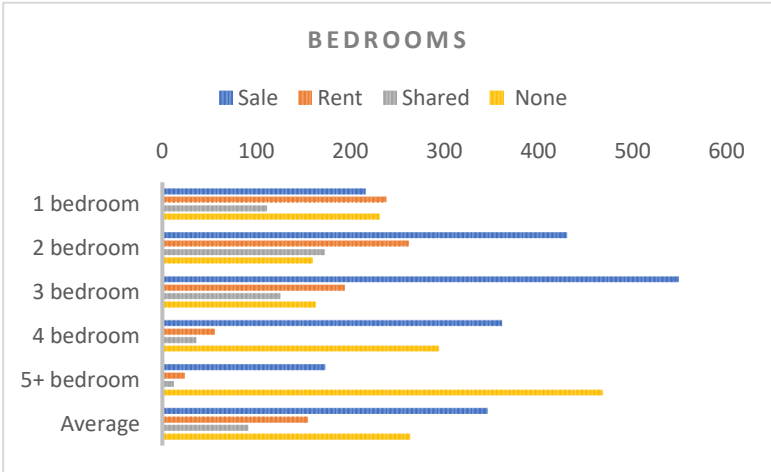


Light yellow below indicates half the average value or less

	Sale	Rent	Shared	None
Flats	176	296	144	350
Bungalows	540	144	74	229
Houses	484	187	157	152
Average	400	209	125	244



	Sale	Rent	Shared	None
Terraced	282	205	163	243
Semi-detached	538	192	152	161
Detached	409	67	53	216
Average	410	186	124	228

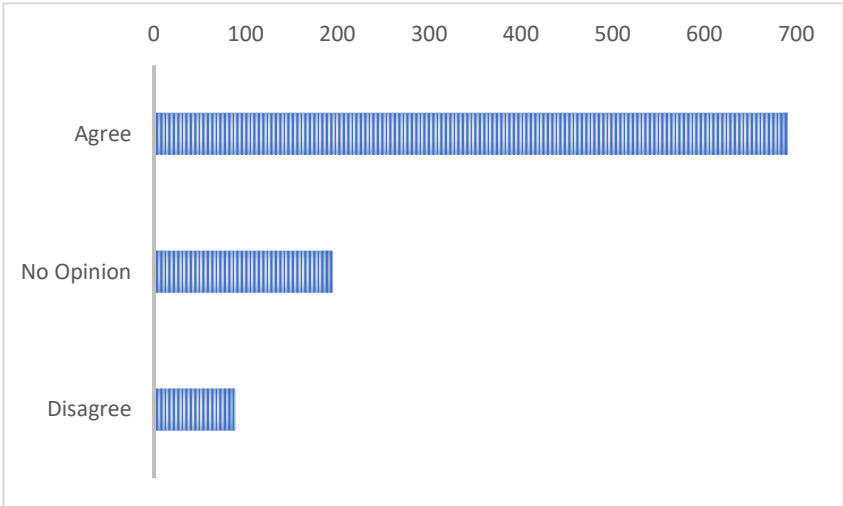


	Sale	Rent	Shared	None
1 bedroom	216	238	111	231
2 bedroom	430	262	172	160
3 bedroom	549	194	125	163
4 bedroom	361	56	36	294
5+ bedroom	173	24	12	468
Average	346	155	91	263

Questionnaires 1119
 Didn't Answer 113
 Responses 1006

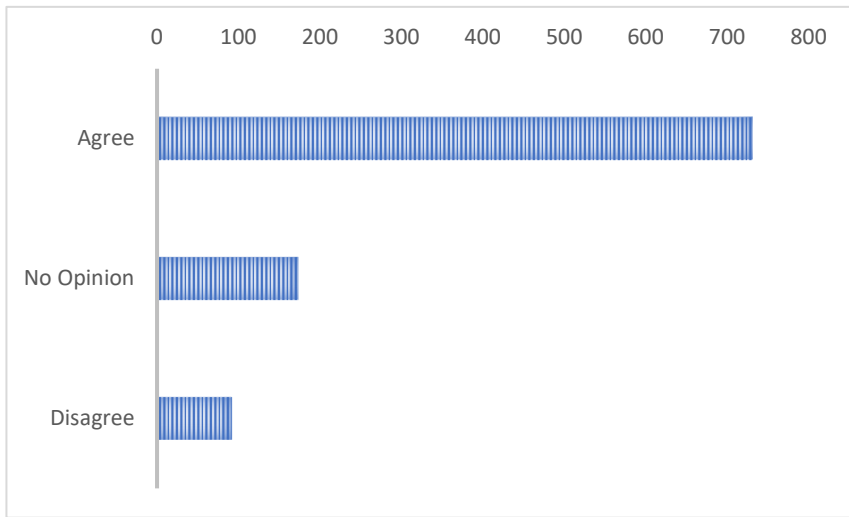
Please indicate your opinion of the following statements by marking one answer for each topic.
We need more of the following homes in Tiptree to serve the population up to 2033. Q16

3.4 A self-supporting retirement community



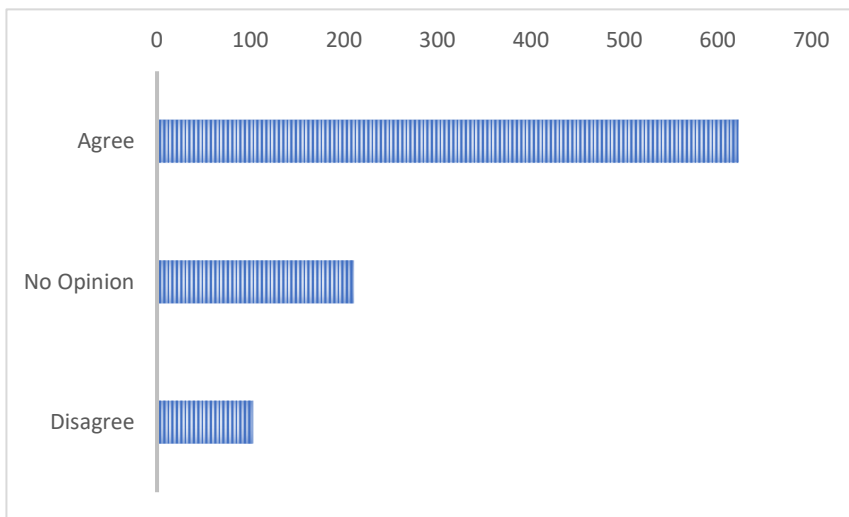
Questionnaires	1119
Didn't answer:	144
Responses	975
Agree	691
No Opinion	195
Disagree	89
Total:	975
Agree	70.9%
No Opinion	20.0%
Disagree	9.1%

3.5 Sheltered accommodation with a warden



Questionnaires	1119
Didn't answer:	122
Responses	997
Agree	731
No Opinion	174
Disagree	92
Total:	997
Agree	73.3%
No Opinion	17.5%
Disagree	9.2%

3.6 A care / nursing home

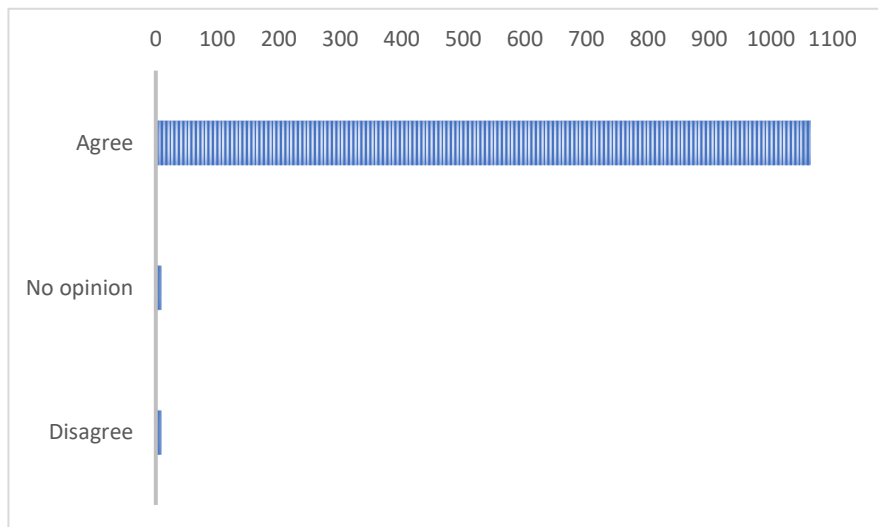


Questionnaires	1119
Didn't answer:	183
Responses	936
Agree	622
No Opinion	211
Disagree	103
Total:	936
Agree	66.5%
No Opinion	22.5%
Disagree	11.0%

4 Housing Developments

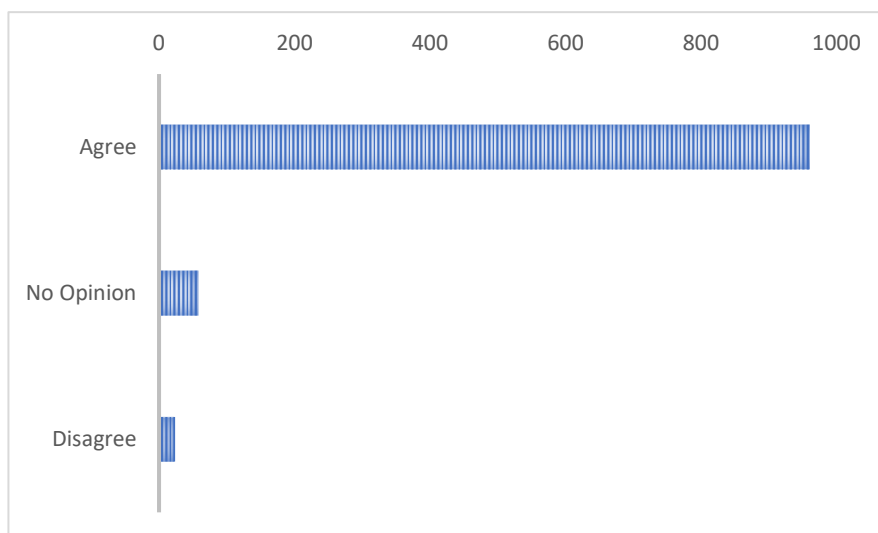
Do you agree with the following statement? **Q17**

4.1 Before housing is permitted, roads, facilities and amenities to support an enlarged community should be planned and suitable space be identified and reserved.



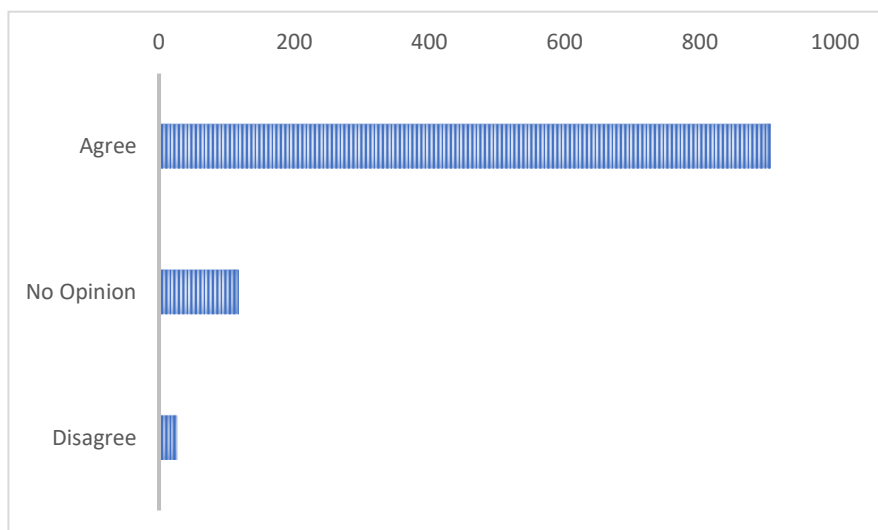
Questionnaires	1119
Didn't answer:	37
Responses	1082
Agree	1064
No opinion	9
Disagree	9
Total:	1082
Agree	98.3%
No opinion	0.8%
Disagree	0.8%

4.2 New developments should provide useful open space for play and recreation. **Q18**



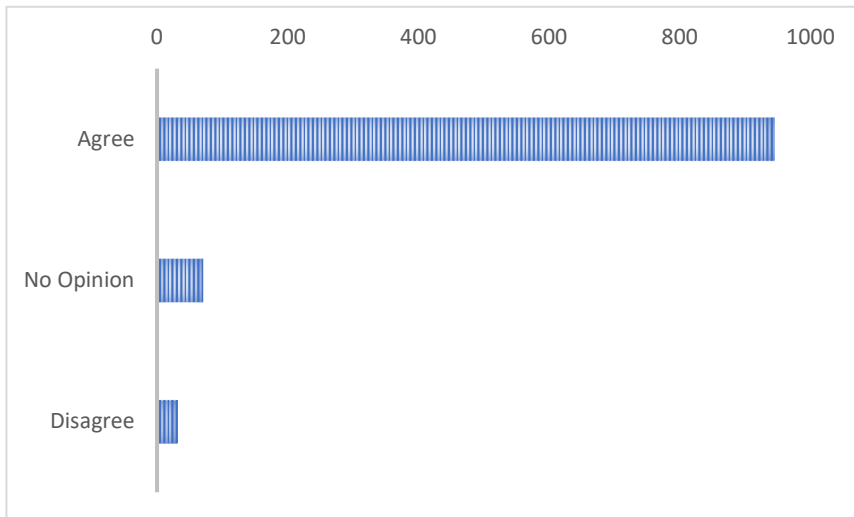
Questionnaires	1119
Didn't answer:	75
Responses	1044
Agree	961
No Opinion	59
Disagree	24
Total:	1044
Agree	92.0%
No Opinion	5.7%
Disagree	2.3%

4.3 New developments should provide natural wildlife corridors that link to existing open spaces to allow wildlife to move freely from place to place.



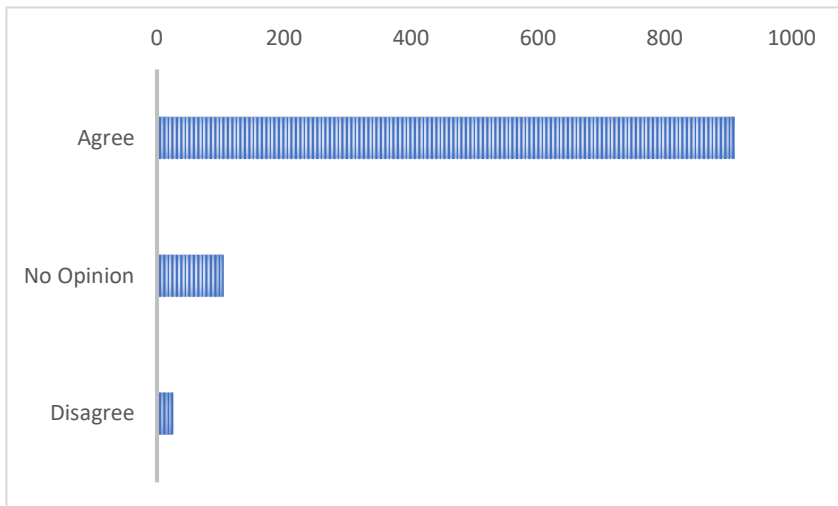
Questionnaires	1119
Didn't answer:	69
Responses	1050
Agree	905
No Opinion	118
Disagree	27
Total:	1050
Agree	86.2%
No Opinion	11.2%
Disagree	2.6%

4.4 New developments should provide footpaths and cycle-ways, free from traffic, to allow easy and pleasant access **to the village shopping centre** without using a car.



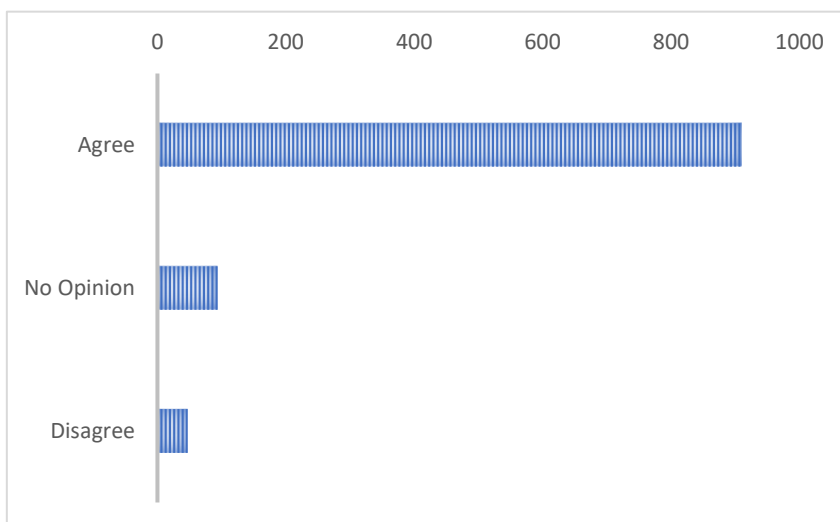
Questionnaires	1119
Didn't answer:	69
Responses	1050
Agree	946
No Opinion	72
Disagree	32
Total:	1050
Agree	90.1%
No Opinion	6.9%
Disagree	3.0%

4.5 There should be footpaths and cycle-ways, free from traffic, allowing easy and pleasant access **from the village** to open countryside.



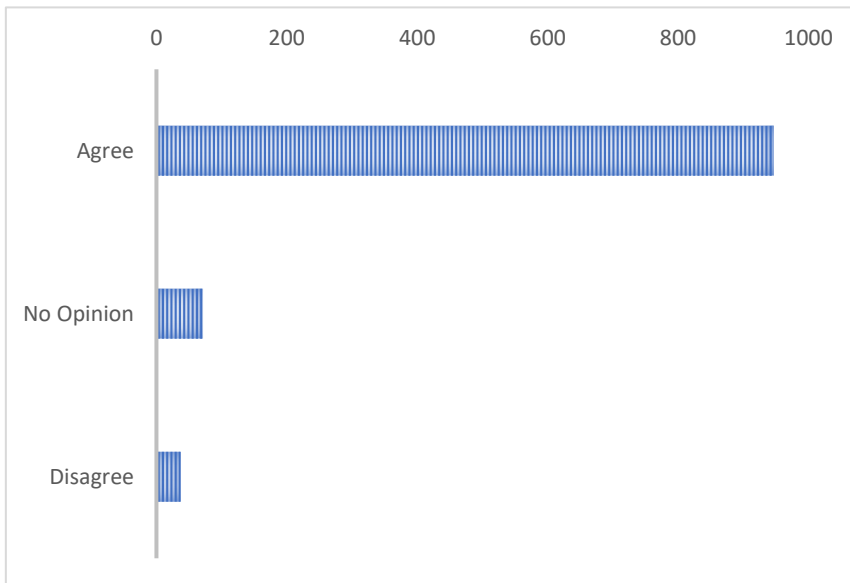
Questionnaires	1119	
Didn't answer:	78	
Responses	1041	
Agree	910	87.4%
No Opinion	105	10.1%
Disagree	26	2.5%
Total:	1041	

4.6 Most dwellings should not exceed 2 storeys and an attic room.



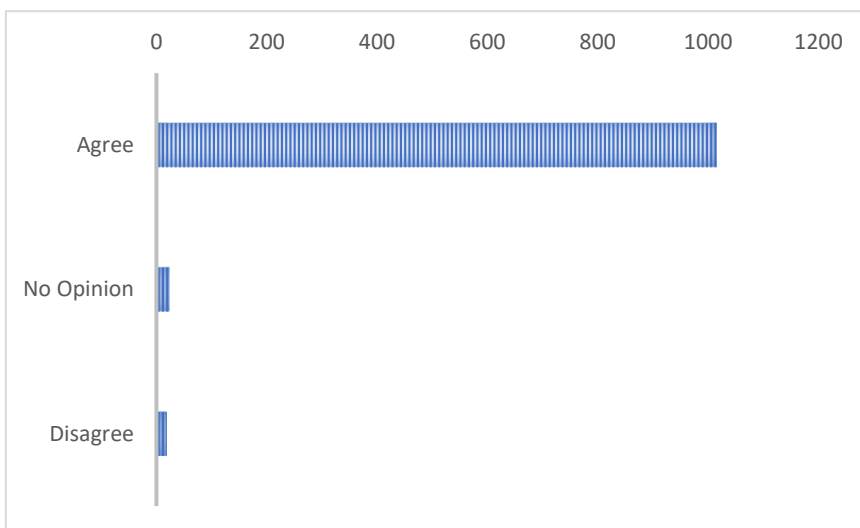
Questionnaires	1119
Didn't answer:	68
Responses	1051
Agree	910
No Opinion	94
Disagree	47
Total:	1051
Agree	86.6%
No Opinion	8.9%
Disagree	4.5%

4.7 Most new housing should reflect the village character: we do not want an urban townscape imposed on Tiptree



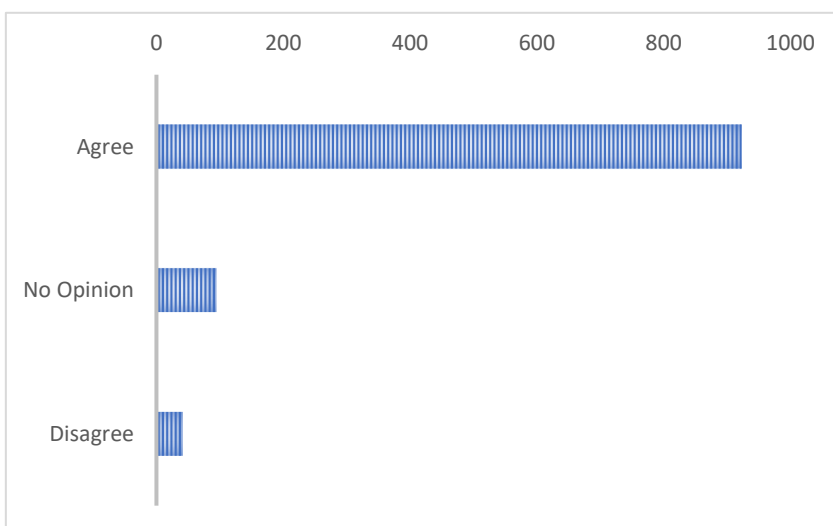
Questionnaires	1119
Didn't answer:	64
Responses	1055
Agree	947
No Opinion	71
Disagree	37
Total:	1055
Agree	89.8%
No Opinion	6.7%
Disagree	3.5%

4.8 There should be adequate off-road parking for all new dwellings, with most dwellings having a minimum of 2 parking spaces increasing with the number of bedrooms



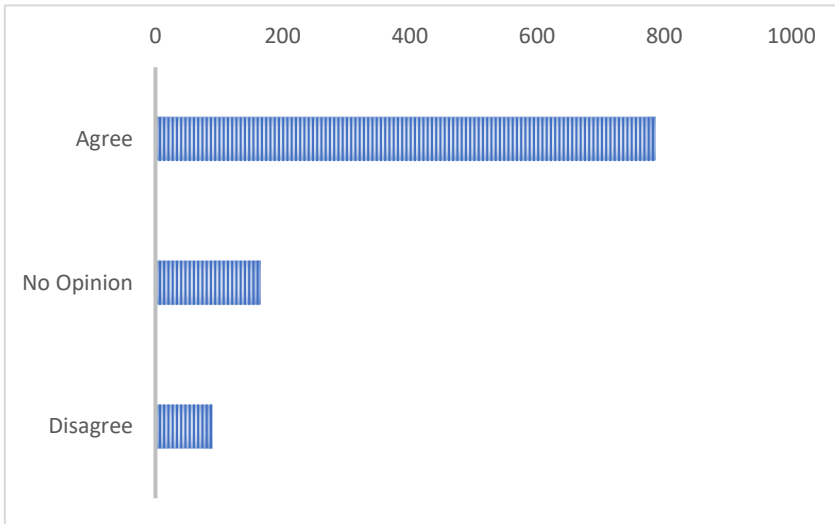
Questionnaires	1119
Didn't answer:	60
Responses	1059
Agree	1016
No Opinion	24
Disagree	19
Total:	1059
Agree	95.9%
No Opinion	2.3%
Disagree	1.8%

4.9 Most dwellings should have a front garden of a reasonable size to give a village feel and prevent disturbance from the road and pavement.



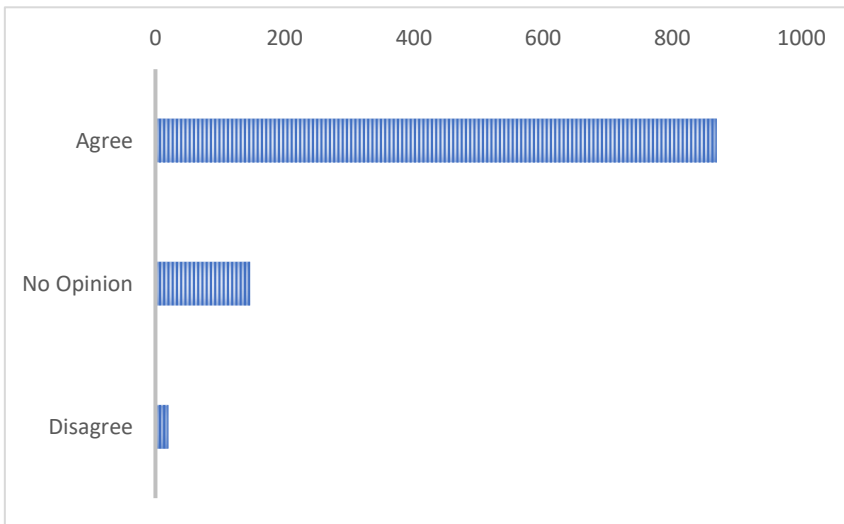
Questionnaires	1119
Didn't answer:	59
Responses	1060
Agree	923
No Opinion	95
Disagree	42
Total:	1060
Agree	87.1%
No Opinion	9.0%

4.10 People with a link to Tiptree should be allocated the larger proportion of any affordable housing built either for rent or purchase.



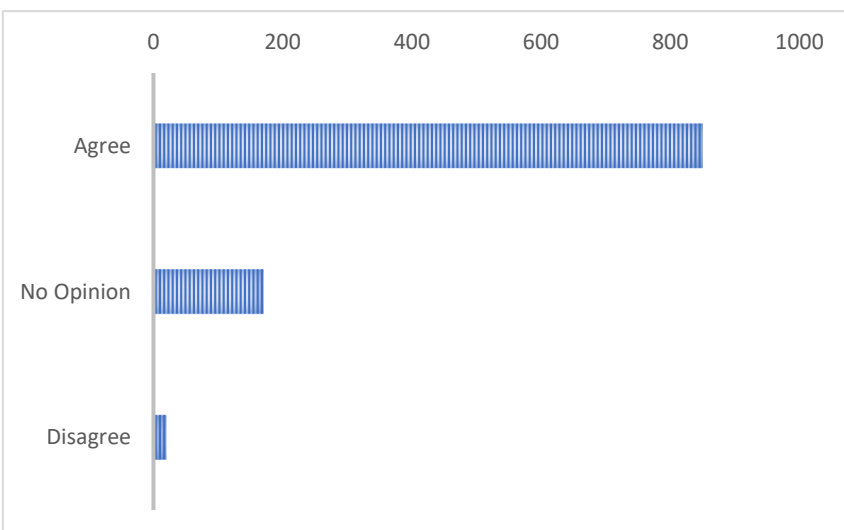
Questionnaires	1119
Didn't answer:	77
Responses	1042
Agree	786
No Opinion	166
Disagree	90
Total:	1042
Agree	75.4%
No Opinion	15.9%
Disagree	8.6%

4.11 We should be pro-active in protecting our 23 listed buildings.



Questionnaires	1119
Didn't answer:	83
Responses	1036
Agree	869
No Opinion	147
Disagree	20
Total:	1036
Agree	83.9%
No Opinion	14.2%
Disagree	1.9%

4.12 New developments should be provided with underground fibre-optic cable for broadband / TV / telephone etc.



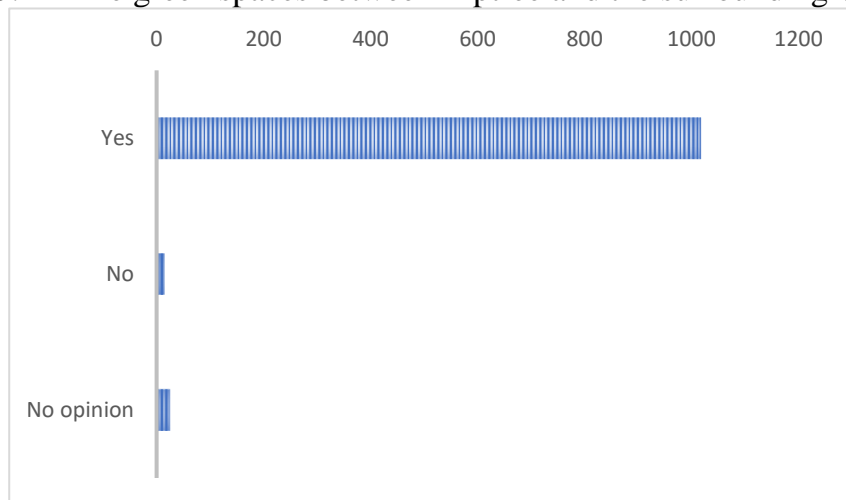
Questionnaires	1119
Didn't answer:	78
Responses	1041
Agree	850
No Opinion	171
Disagree	20
Total:	1041
Agree	81.7%
No Opinion	16.4%
Disagree	1.9%

4.13 Do you have any additional comments about housing development? Q19

Theme	Number	% of comments
Infrastructure needed	73	20%
Popular types of housing	60	17%
No developments	55	15%
Design / Grove Estate / Planning	52	14%
Size and nature of roads / space for cars	35	10%
Doctor / dentist needed	30	8%
Density / impact	29	8%
OS / Country / Greenery	24	7%
Smaller developments referred	18	5%

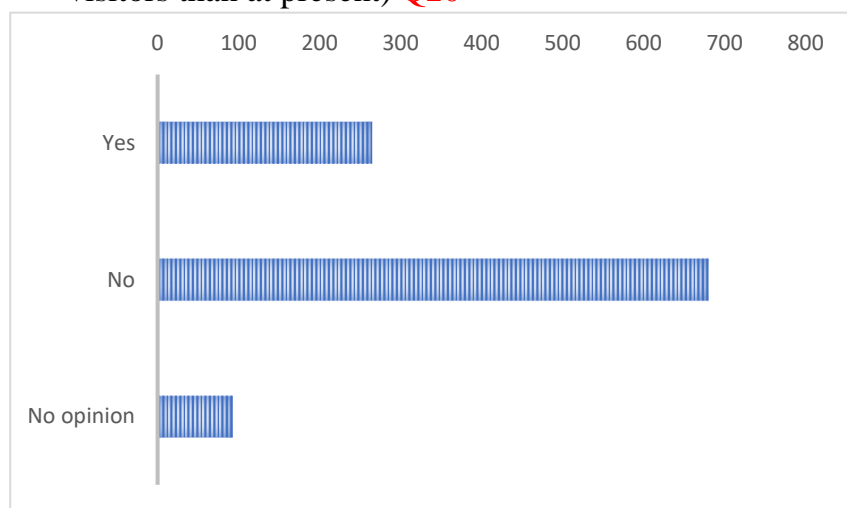
5 Countryside and Wide-Open Spaces

5.1 The green spaces between Tiptree and the surrounding villages should be protected. Q20



Questionnaires	1119
Didn't answer:	61
Responses	1058
Yes	1018
No	15
No opinion	25
Total:	1058
Yes	96.2%
No	1.4%
No opinion	2.4%

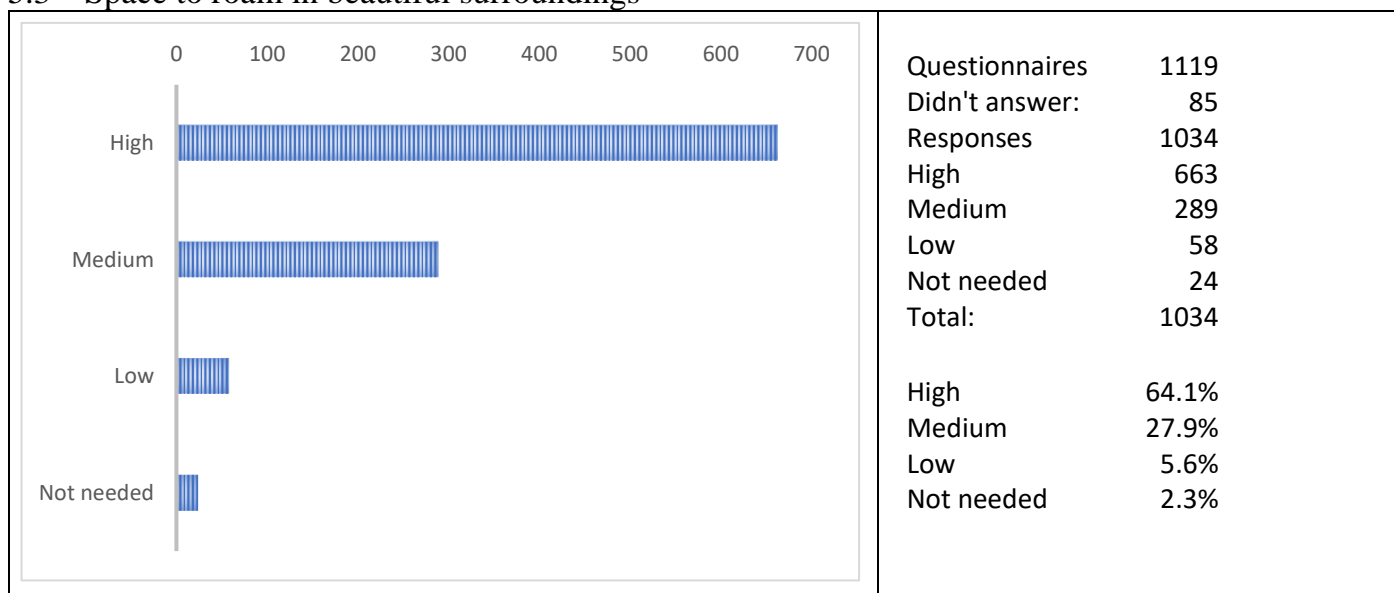
5.2 Do you think Tiptree has sufficient open countryside with **public access** to meet future needs for recreation? (Bearing in mind that Tiptree Heath is unable to accommodate many more visitors than at present) Q20



Questionnaires	1119
Didn't answer:	81
Responses	1038
Yes	265
No	680
No opinion	93
Total:	1038
Yes	25.5%
No	65.5%
No opinion	9.0%

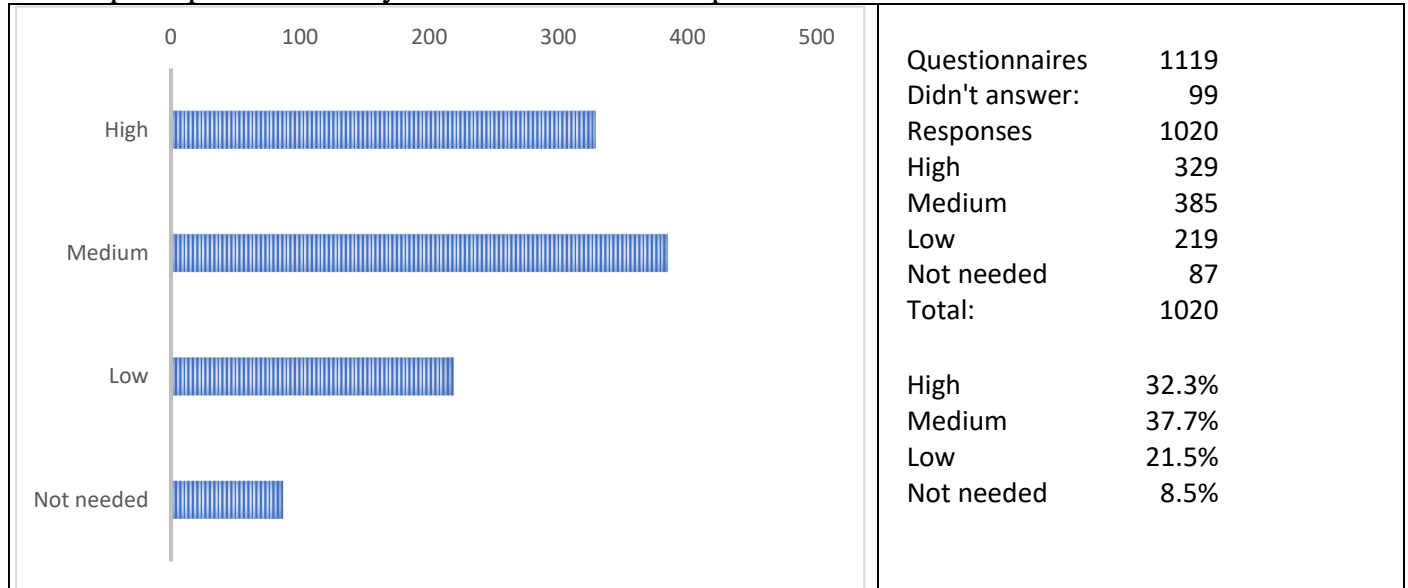
Do you think Tiptree needs any of the following? Q21 Please state one priority for each.

5.3 Space to roam in beautiful surroundings

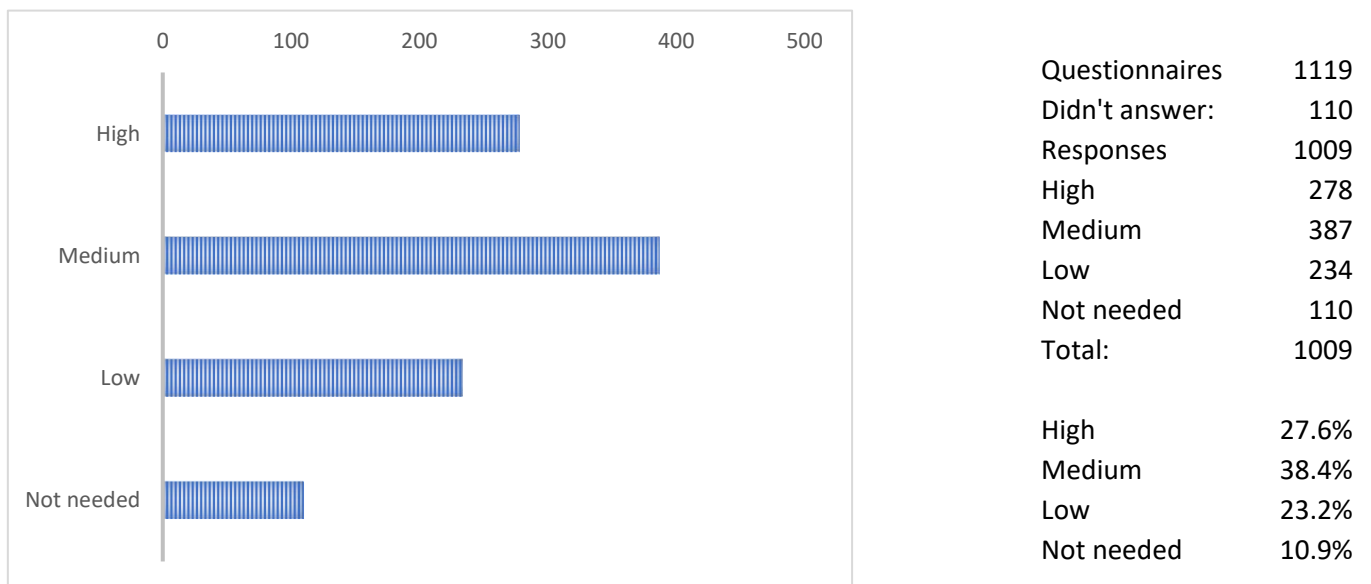


Questionnaires	1119
Didn't answer:	85
Responses	1034
High	663
Medium	289
Low	58
Not needed	24
Total:	1034
High	64.1%
Medium	27.9%
Low	5.6%
Not needed	2.3%

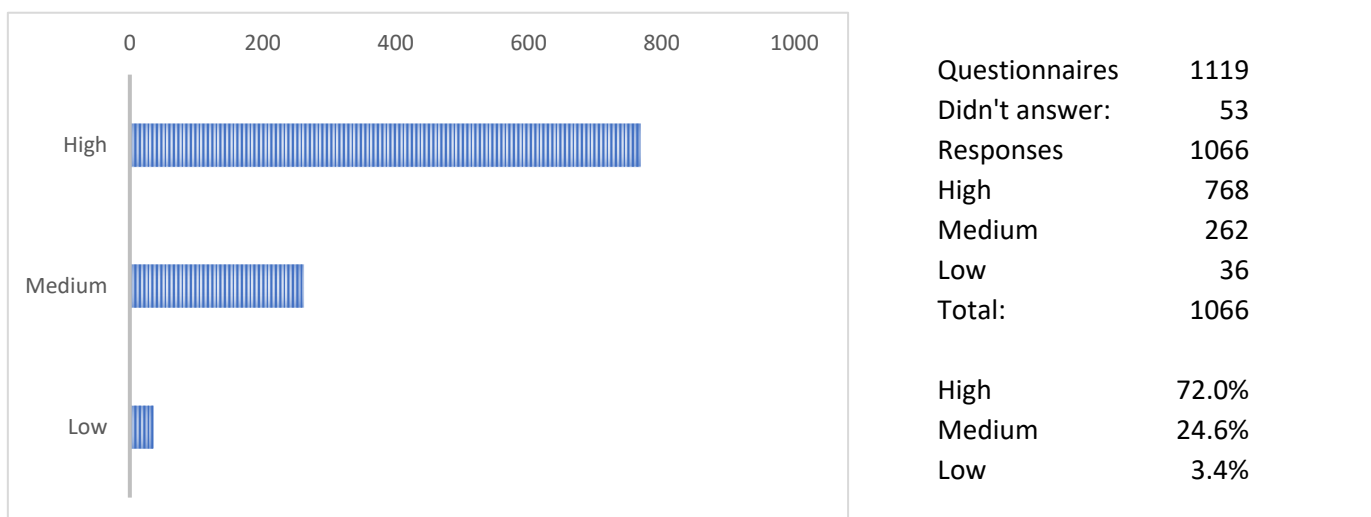
5.4 Open Space for family events and children's parties



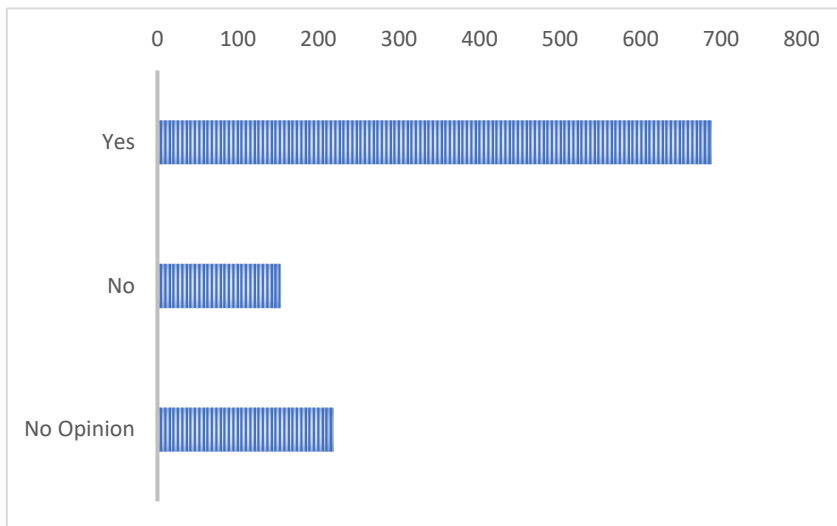
5.5 Open Space with visitor facilities



5.6 How highly would you prioritise the protection of valuable wildlife areas over their development for roads and housing? Q22



5.7 Would you like to see a country park established in the Tiptree area? Q23



Questionnaires	1119
Didn't answer:	59
Responses	1060
Yes	688
No	153
No Opinion	219
Total:	1060
Yes	64.9%
No	14.4%
No Opinion	20.7%

If **Yes**, please suggest where Q24

Theme	Number	% of comments
Location A general	26	6%
Location B general	58	13%
Pods Wood	53	12%
Location C general	24	5%
Birch Wood	30	7%
Park Lane / Parish Field / Nature Reserve	36	8%
Location D general	13	3%
Factory Hill	33	7%
Tiptree Heath	68	15%
Location E general	49	11%
Brook Meadows	16	4%
Gravel Pits & Lakes	77	17%
Pits: Paths and surrounding fields	49	11%
Location F general	35	8%
Easy access / by foot	16	4%
In favour not specific	34	8%

5.8 Which green spaces around Tiptree are important to you and why? Q25 & Q26

Theme	Number	% of comments
Tiptree Heath	403	51%
Existing countryside, woodland, footpaths, play and recreation areas - unspecified	256	32%
Pods Wood	153	19%
Duck Pond area	91	11%
Parish Field / Park Lane / Nature Reserve	88	11%
Windmill Green	86	11%
Birch Wood	75	9%
Old Gravel Pits, Fishing and adjacent fields	70	9%
Grove Road Park / Playing Fields	69	9%
Strawberry Fields / Wilkins Land	51	6%
Location B general	38	5%

Theme	Number	% of comments
Brook Meadows / Pennsylvania Lane	22	3%
Messing & Conyfield Woods	22	3%
Location E general	20	3%
Location A general	18	2%
Location F general	15	2%
...		
Location C general	12	2%
Location D general	6	1%

5.9 Are there any places where public footpaths (not pavements) are needed or are inadequate?

Please tell us where and why. Q27 & Q28

Theme	Number	% of comments
Perrywoods	68	25%
No more needed	45	16%
Brambles / overgrown / maintenance	45	16%
Maldon Road to Heath and beyond	41	15%
Inworth / Feering / Kelvedon	16	6%
Grove Road / Fishing lakes / Pods Wood / Layer Marney Lakes	13	5%
Grove Park walk through	12	4%
Grange Road	10	4%
Between villages	10	4%

5.10 Are there any places where paths are needed for horse riding or cycling or where existing paths are inadequate? *Please tell us where and why. Q29 & Q30*

Theme	Number	% of comments
Tiptree to Kelvedon / Station	21	22%
Windmill Green to Perrywoods	18	19%
Tiptree Heath to Windmill Green	18	19%
Colchester Rd	10	11%
Tiptree to Maldon	10	11%
Grange / Vine Road	8	8%
Chapel Road to Layer Marney	7	7%
Pennsylvania Lane	5	5%
Grove Road - country part	4	4%

5.11 Do you have any additional comments about open countryside around Tiptree? *Q31*

Theme	Number	% of comments
Protect / Preserve Countryside	148	48%
Responsibility / maintenance	32	10%
Accessible Countryside for all	28	9%
Open spaces	19	6%
Village / Rural Character	19	6%
Value of countryside / open space	14	5%
Wildlife / Nature	11	4%

6 Traffic & Transport

This section covers roads, pavements, short-cut pathways, zebra crossings and cycle paths.

6.1 Thinking about the roads and cycle network **in and immediately around Tiptree**, please tell us your top three issues and any suggestions you may have for dealing with them. **Q32-Q40**

Theme	Number	% of comments
General	168	18%
Factory Corner	148	16%
Church Road	139	15%
Maldon Road	101	11%
Anchor Road	53	6%
Station Road	39	4%
Grove Estate	32	3%
Rectory Road	31	3%
Chapel Road	30	3%
Grove Road	28	3%
Kelvedon Road	27	3%
TOFS corner	24	3%
New Road	24	3%
Newbridge Road	24	3%
Braxted Park Road	24	3%

6.2 Thinking about the roads and cycle network **connecting Tiptree with the surrounding area**, please tell us your top three issues and any suggestions you may have for dealing with them.

Q41-49

Theme	Number	% of comments
Access to A12 Feering	86	22%
Appleford Bridge Braxted	74	19%
Blue Anchor Junction	73	19%
Cycle	70	18%
B1023 North	63	16%
HGVs	42	11%
Braxted Park Road	36	9%
A12 Junction Rivenhall	25	7%
B1022 East	24	6%
General	21	5%
Hinds Bridge Feering	15	4%
A12 J24 (Feering) bi-directional	12	3%

Being able to walk safely within the village is important.

6.3 Are there places where a pavement or pedestrian crossing needs to be provided or improved?

Tell us about up to three. **Q50-55**

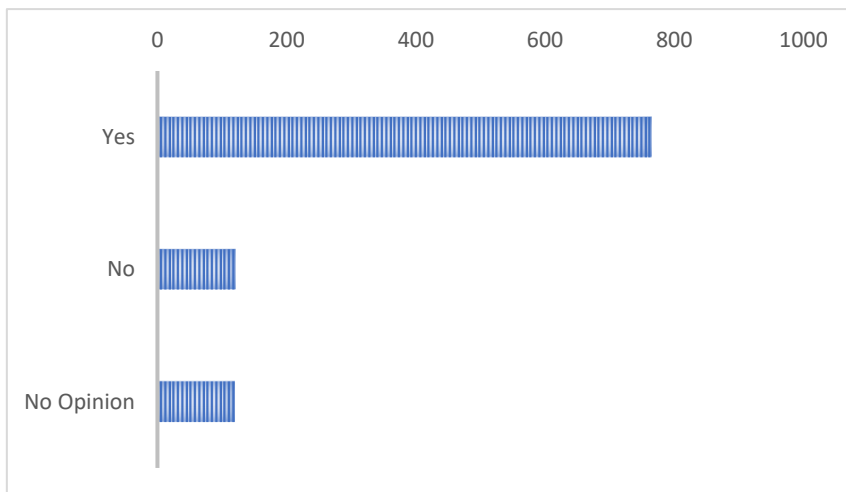
Theme	Number	% of comments
Asda / Ransom Road crossing	251	20%
Route to Perrywood's and beyond	145	12%
Church Road Centre and St Luke's	81	7%
Route to Tiptree Heath	62	5%
Thurstable School / Maypole Road	57	5%
Grange / Vine / Kelvedon Road area	52	4%
Maintenance of paths	50	4%

Theme	Number	% of comments
North Church Road	50	4%
TOFS junction	48	4%
The Ship	47	4%
Maldon Road general	43	3%
Factory Corner	42	3%
New Road / Chapel Road junction	41	3%
Heath School	36	3%

6.4 Are there places where a short-cut pathway / cycleway linking residential areas needs to be provided or improved? Tell us about up to three. **Q56-61**

Theme	Number	% of comments
The Cut	26	22%
Seldon Road / Southgate Crescent / Grove Park	22	19%
Seldon Road / Grosvenor Close	13	11%
St Luke's Chase / Anchor Road	8	7%
Pennsylvania Lane	8	7%
Tesco to URC	7	6%
Coriander Road / Station Road	5	4%
Tarragon Close / St Luke's Chase	4	3%
Gladstone Road / Station Road	4	3%
Pierce Glade / Pond / Peter More Path	3	3%

6.5 Do you think there should be more measures to reduce speeding in Tiptree? **Q62**



Questionnaires	1119
Didn't answer:	113
Responses	1006
Yes	765
No	121
No Opinion	120
Total:	1006
Yes	76.0%
No	12.0%
No Opinion	11.9%

What do you suggest and where? **Q63**

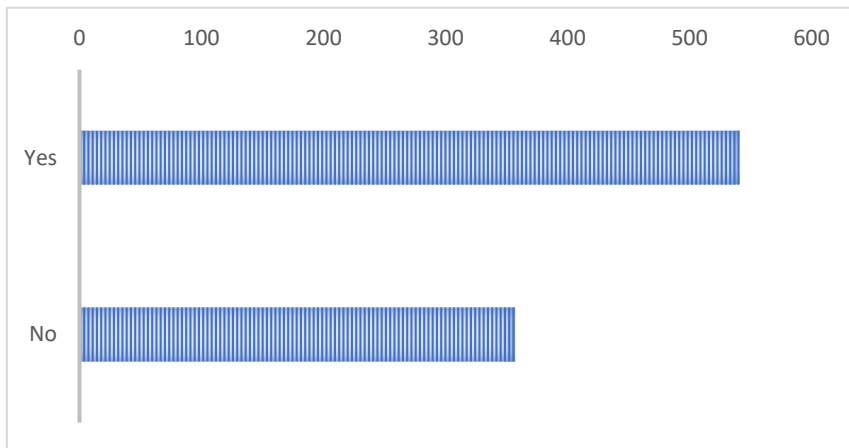
Theme	Number	% of comments
Church Road	231	37%
Maldon Road	174	28%
Speed cameras / Guns	125	20%
Speed limits	104	17%
Speed bumps	87	14%
Station road	65	11%
Speed signs	55	9%
Traffic calming	52	8%
Police presence / Camera	43	7%

Newbridge Road	41	7%
Schools	41	7%
Factory Hill	33	5%
Grove Road	29	5%
Chapel Road	26	4%
Kelvedon Road	26	4%

6.6 Tell us about any locations other than Church Road that need parking restrictions or more enforcement of parking restrictions. **Q64**

Theme	Number	% of comments
Chapel Road	72	21%
Rectory Road	69	20%
Schools	66	19%
Station Road	44	13%
Grove Estate	32	9%
Barbrook Lane	20	6%
New Road	17	5%
Maldon Road	17	5%
Enforcement	15	4%
Caxton Close	14	4%
Green Lane	13	4%
Church Road	12	4%
Grove Road	11	3%

If you are not interested in using buses please skip to the section Trains **Q65 [It seems some answered in any case]**

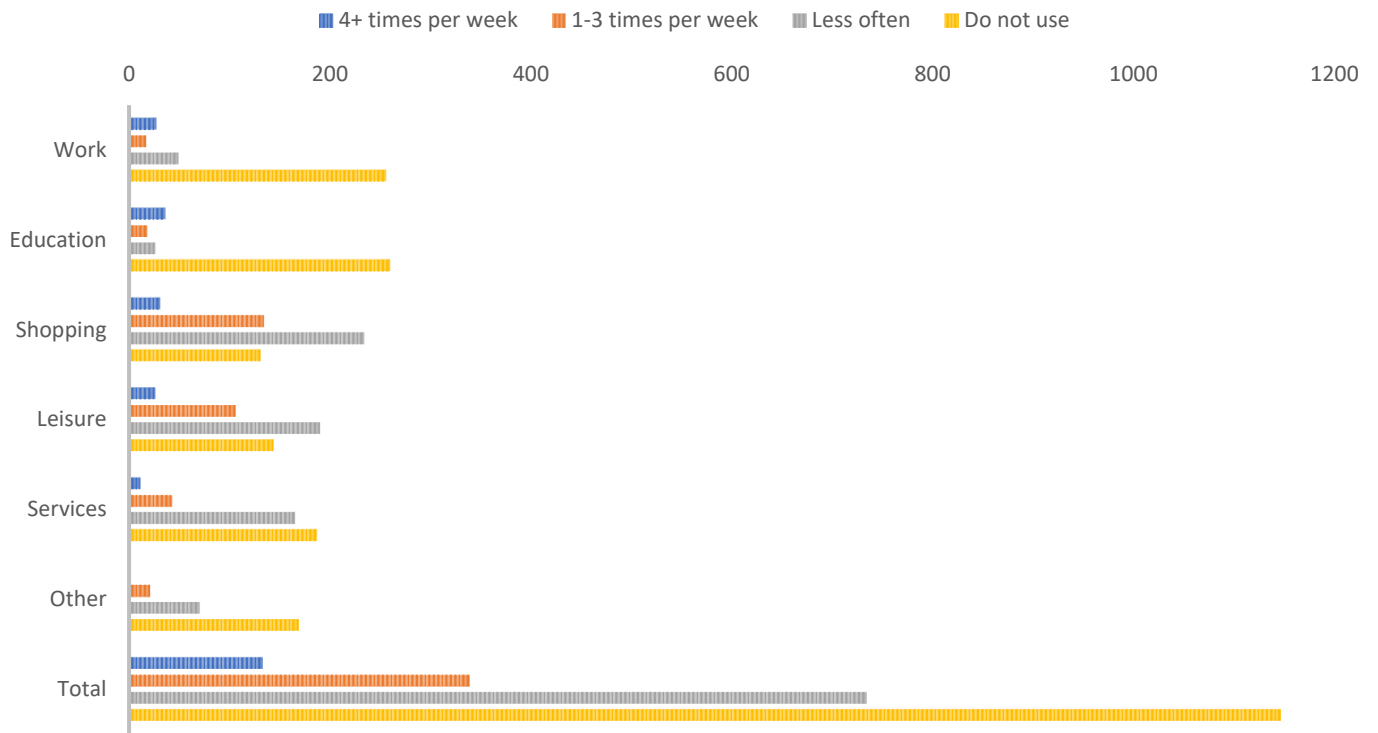


Questionnaires	1119
Didn't answer:	221
Responses	898
Yes	541
No	357
Total:	898
Yes	60.2%
No	39.8%

6.7 How often do you or other members of your household use buses and for what purpose? **Q66**
Please mark one answer for each purpose; please base your answer on the most frequent user in your household for each purpose.

Questionnaires	1119	Didn't answer:	513	Total Respondents	606	Average Uses / Respondent	3.9	Total Uses	6
----------------	------	----------------	-----	-------------------	-----	---------------------------	-----	------------	---

BUS USAGE

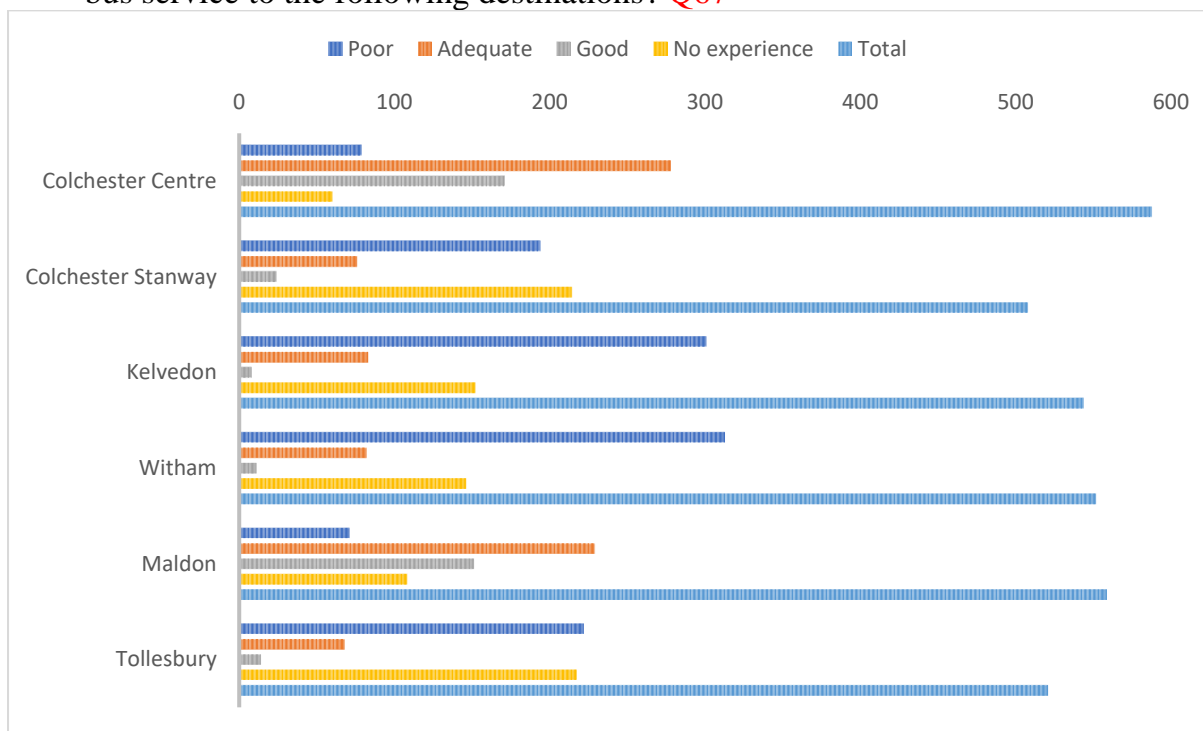


Total Usage Responses	2353	
	Total	%
More than 3 times per week	133	5.7%
One to three times per week	339	14.4%
Less often	734	31.2%
Do not use	1147	48.7%
Total:	2353	100.0%

Didn't answer usage	770		779		589	
Usage Responses	349		340		530	
Use for:	Work	%	Education	%	Shopping	%
More than 3 times per week	27	7.7%	36	10.6%	31	5.8%
One to three times per week	17	4.9%	18	5.3%	134	25.3%
Less often	49	14.0%	26	7.6%	234	44.2%
Do not use	256	73.4%	260	76.5%	131	24.7%
Total:	349	14.8%	340	14.4%	530	22.5%

Didn't answer usage	653		713		857	
Usage Responses	466		406		262	
Use for:	Leisure	%	Services	%	Other	%
More than 3 times per week	26	5.6%	11	2.7%	2	0.8%
One to three times per week	106	22.7%	43	10.6%	21	8.0%
Less often	190	40.8%	165	40.6%	70	26.7%
Do not use	144	30.9%	187	46.1%	169	64.5%
Total:	466	19.8%	406	17.3%	262	11.1%

6.8 Thinking about the public transport options around the local area, what do you think about the bus service to the following destinations? Q67



Questionnaires	1119		1119		1119	
Didn't answer:	531		611		560	
Responses	588		508		559	
	Colchester Centre		Colchester Stanway		Maldon	
Poor	79	13.4%	194	38.2%	71	12.7%
Adequate	278	47.3%	76	15.0%	229	41.0%
Good	171	29.1%	24	4.7%	151	27.0%
No experience	60	10.2%	214	42.1%	108	19.3%
Total:	588	100%	508	100%	559	100%

Questionnaires	1119		1119		1119	
Didn't answer:	575		567		598	
Responses	544		552		521	
	Kelvedon		Witham		Tollesbury	
Poor	301	55.3%	313	56.7%	222	42.6%
Adequate	83	15.3%	82	14.9%	68	13.1%
Good	8	1.5%	11	2.0%	14	2.7%
No experience	152	27.9%	146	26.4%	217	41.7%
Total:	544	100%	552	100%	521	100%

6.9 Are there other locations you would like to see serviced by bus routes through Tiptree? Q68

Theme	Number	% of comments
Chelmsford	147	62%
Tollgate / Stanway	30	13%
Braintree	21	9%
Kelvedon / Railway	21	9%
Colchester Hospital	14	6%

Theme	Number	% of comments
Witham / Railway	14	6%
Mersea	13	5%
Braintree Freeport	7	3%
Other stops in Tiptree	6	3%
Stansted	5	3%

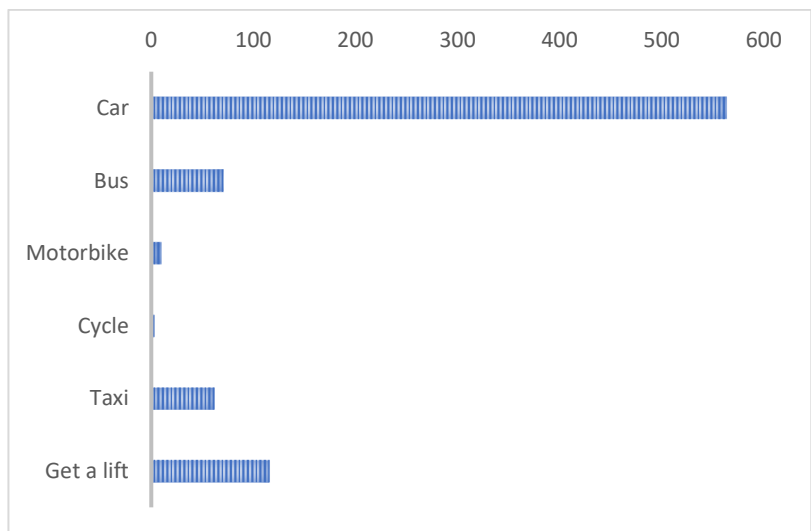
6.10 What other improvements to the bus services would you like to see? **Q69**

Theme	Number	% of comments
More frequent	122	47%
Service 91	71	27%
Punctuality	44	17%
Newer / better buses	36	14%
Later buses	34	13%
Service 75	31	12%
Reliable	30	11%
More / larger at commuting peak times	25	10%
Cleaner buses	18	7%
Cost	17	7%
Information / E-boards / Tracker	16	6%
Commuter / community bus	12	5%
Weekend	11	4%
Earlier buses	10	4%

Trains

6.11 If you use the train, how do you get to the station on most occasions? **Q70**

[Unfortunately, this question was not formatted correctly online, so some people made more than one selection, hence the discrepancy in the number of responses.]

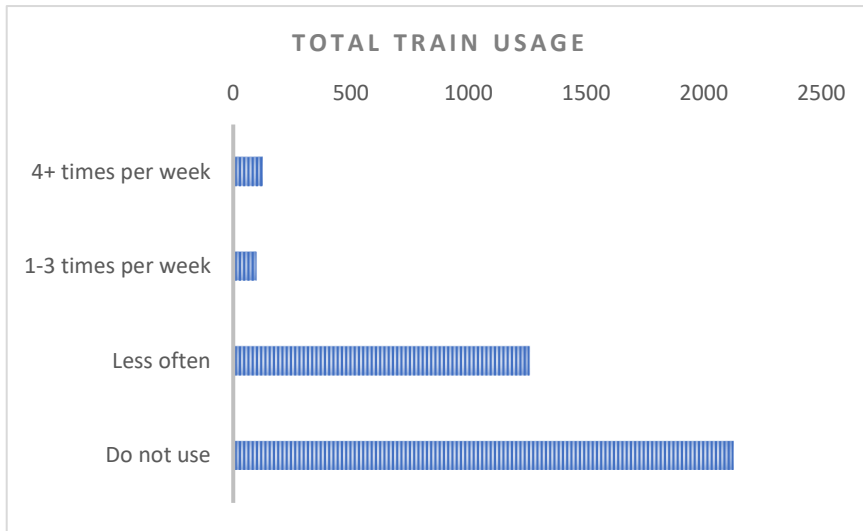


Questionnaires	1119	
Didn't answer:	408	
Responses	711	%responses
Car	564	79.3%
Bus	71	10.0%
Motorbike	10	1.4%
Cycle	3	0.4%
Taxi	62	8.7%
Get a lift	116	16.3%
Total:	826	

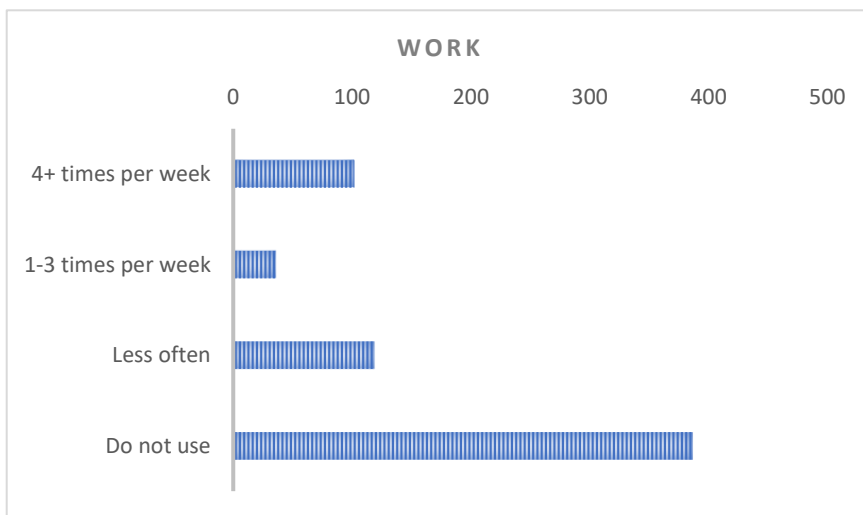
6.12 How often do you or other members of your household catch a train and for what purpose?

Q71 Please mark one answer for each purpose; please base your answer on the most frequent user in your household for each purpose.

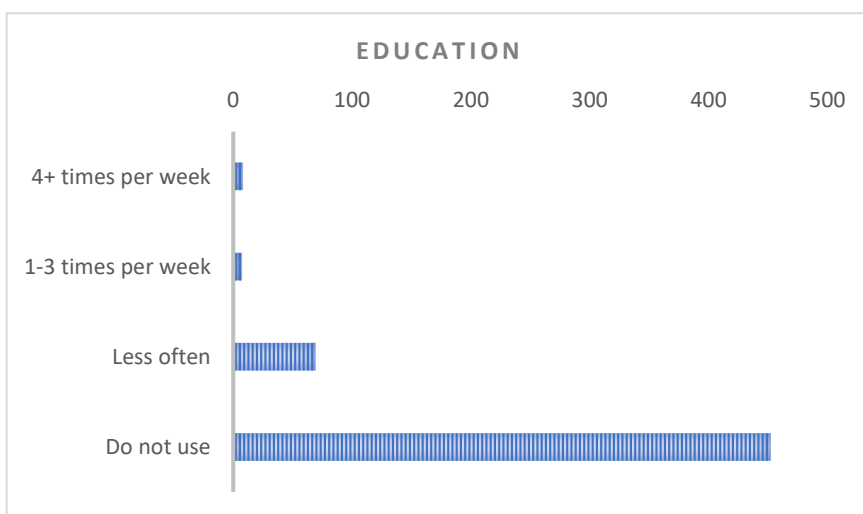
Questionnaires	1119	Didn't answer:	253	Total Respondents	866	Average Uses / Respondent	4.2	Total Uses	6
----------------	------	----------------	-----	-------------------	-----	---------------------------	-----	------------	---



Topic Responses	3609	Total
4+ times per week	126	3.5%
1-3 times per week	98	2.7%
Less often	1259	34.9%
Do not use	2126	58.9%
Total:	3609	100.0%



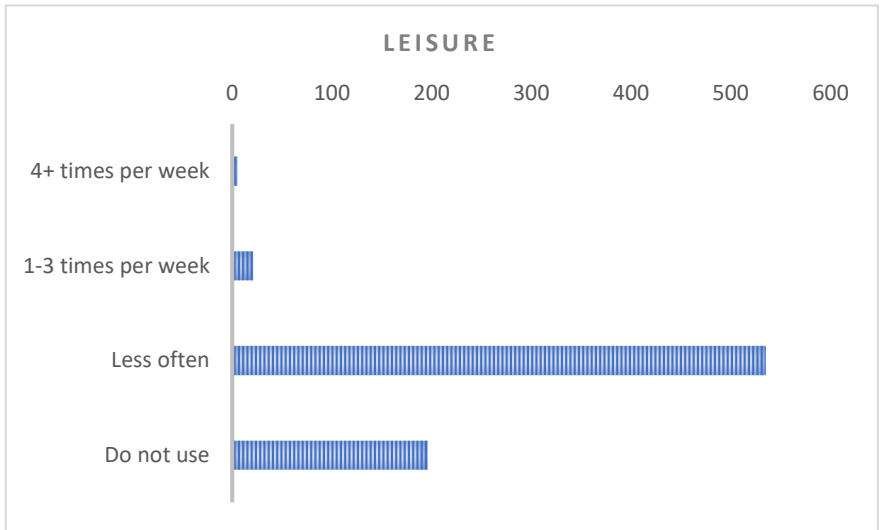
Didn't answer Topic	475
Topic Responses	644
Work	
4+ times per week	102 15.8%
1-3 times per week	36 5.6%
Less often	119 18.5%
Do not use	387 60.1%
Total:	644 17.8%



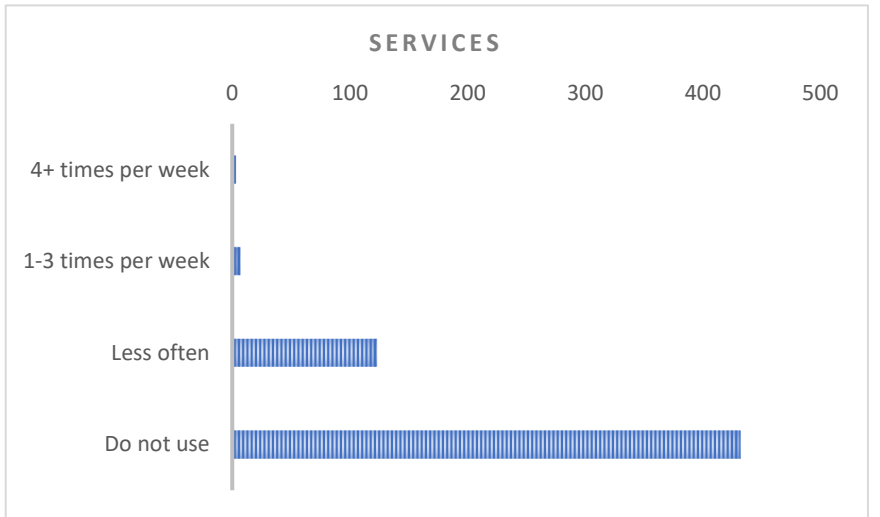
Didn't answer Topic	583
Topic Responses	536
Education	
4+ times per week	8 1.5%
1-3 times per week	7 1.3%
Less often	69 12.9%
Do not use	452 84.3%
Total:	536 14.9%



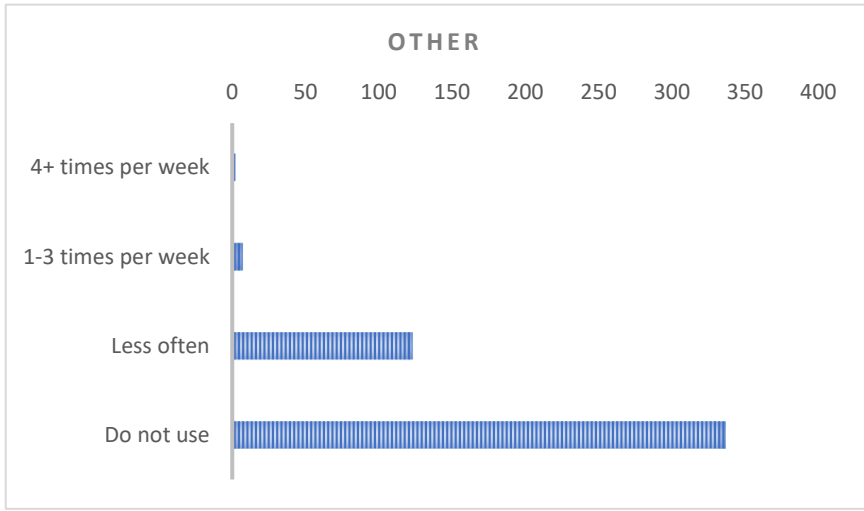
Didn't answer	481
Topic	638
Topic Responses	638
Shopping	
4+ times per week	6 0.9%
1-3 times per week	20 3.1%
Less often	290 45.5%
Do not use	322 50.5%
Total:	638 17.7%



Didn't answer	362
Topic	757
Topic Responses	757
Leisure	
4+ times per week	5 0.7%
1-3 times per week	21 2.8%
Less often	535 70.7%
Do not use	196 25.9%
Total:	757 21.0%

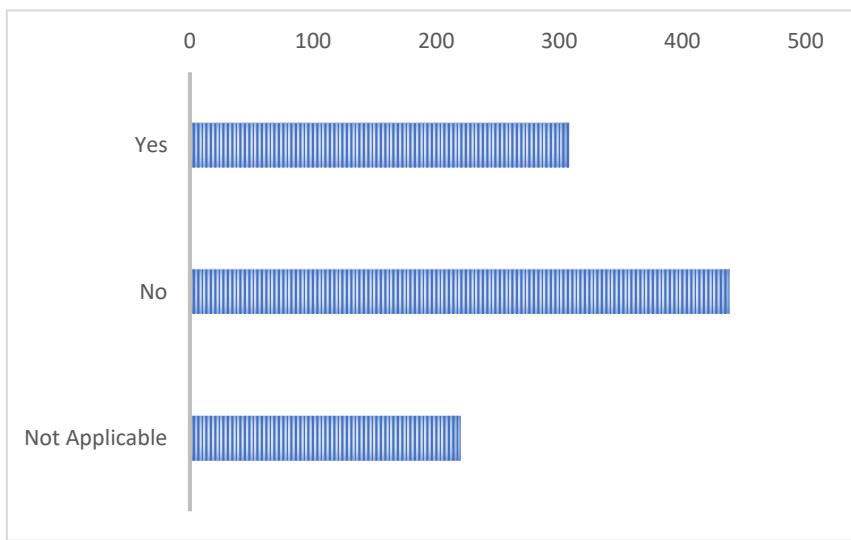


Didn't answer	554
Topic	565
Topic Responses	565
Services	
4+ times per week	3 0.5%
1-3 times per week	7 1.2%
Less often	123 21.8%
Do not use	432 76.5%
Total:	565 15.7%



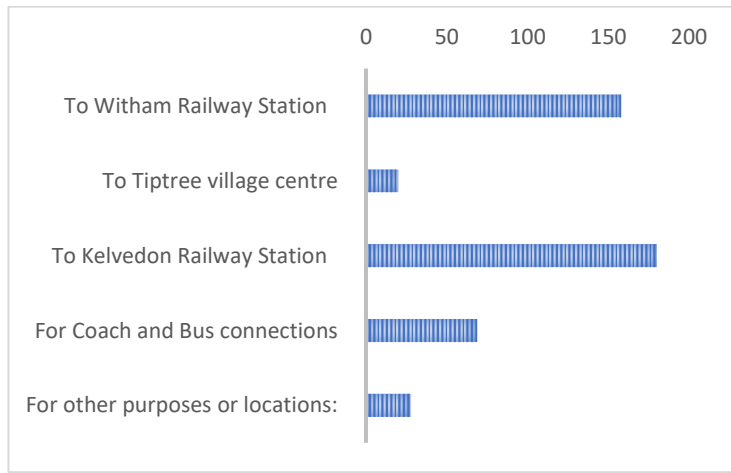
Didn't answer	650
Topic	469
Topic Responses	469
Other	
4+ times per week	2 0.4%
1-3 times per week	7 1.5%
Less often	123 26.2%
Do not use	337 71.9%
Total:	469 13.0%

6.13 Would you use a long stay car park on the edge of the village with a shuttle service to various locations? Q72



Questionnaires	1119
Didn't answer:	153
Responses	966
Yes	308
No	438
Not Applicable	220
Total:	966
Yes	31.9%
No	45.3%
Not Applicable	22.8%

If Yes, please indicate all that apply. Q73 [Note: Faulty question online, did not allow multiple choices]

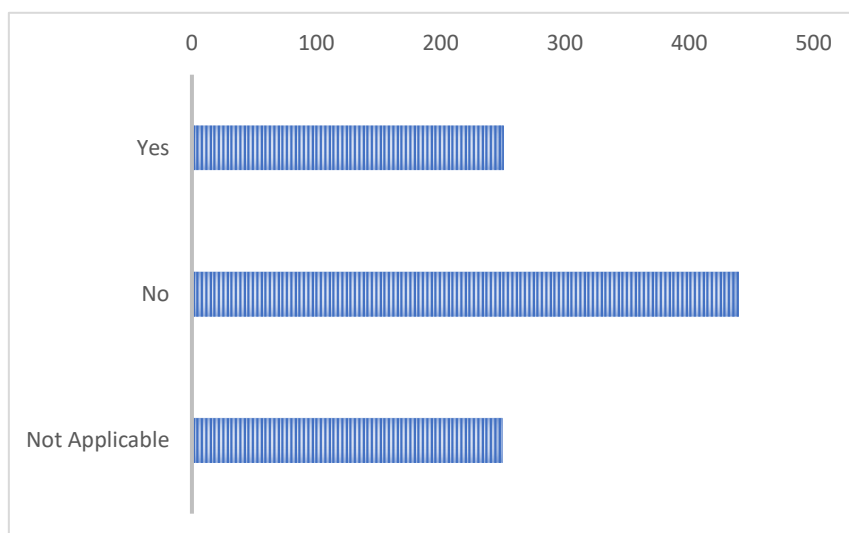


To Witham Railway Station	158	53.9%
To Tiptree village centre	20	6.8%
To Kelvedon Railway Station	180	61.4%
For Coach and Bus connections	69	23.5%
For other purposes or locations:	28	9.6%
Total:	455	
Questionnaires	1119	
Didn't answer:	826	
Responses	293	

For other purposes or locations:

Theme	Number	% of comments
Witham Railway Station (main question)	7	27%
Kelvedon Railway Station (main question)	7	27%
Colchester	7	27%
Chelmsford	6	23%
Colchester General Hospital	5	19%
Coach & Bus pick-up (main question)	4	15%
Tiptree Village centre (main question)	3	12%
Broomfield Hospital	3	12%
Colchester P&R	2	8%
Braintree / Freeport	2	8%
Colchester Railway Station	2	8%
Maldon	2	8%
Tollgate	1	4%
Witham	1	4%

6.14 Would you use a community bus service in and around Tiptree? Q74



Questionnaires	1119
Didn't answer:	178
Responses	941
Yes	251
No	440
Not Applicable	250
Total:	941
Yes	26.7%
No	46.8%
Not Applicable	26.6%

If Yes, where to and from? Q75

Theme	Number	% of comments
Church Rd / centre	65	35%
Kelvedon Station	56	30%
Witham Station	26	14%
All Routes	16	9%
Kelvedon	15	8%
Residential Roads	14	8%
Maypole / Oak / Kelvedon Road Triangle	12	6%
Colchester	12	6%
Witham	11	6%
Station Road	11	6%
Maldon Road	10	5%
Wilkins / Factory Hill / Corner	9	5%
Surrounding Villages	8	4%
Tollgate / Stanway	8	4%
Tolles... villages	7	4%
Ship & New Times	7	4%

Theme	Number	% of comments
Perrywoods	7	4%
Factory Shop	7	4%

6.15 Do you have any additional comments about getting about in and around Tiptree? Q76

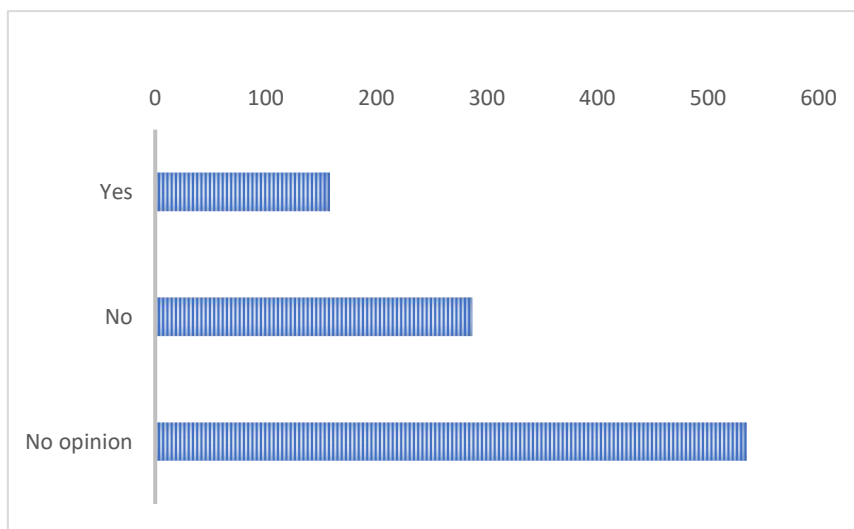
Theme	Number	% of comments
Bus Service	34	19%
Community Bus / Shuttle	26	15%
Transport Links	16	9%
Walk / Cycle	15	9%
Cycle Paths / Bridleways	12	7%
Reduce / restrict through traffic	11	6%
Congestion / Traffic	11	6%
Taxi	10	6%
Tiptree Station	9	5%
Accessibility	9	5%
Pavements / Paths	9	5%
A12 link	7	4%
Parking	7	4%

7 Facilities and Amenities

7.1 Are there any open spaces or play areas within the village that could be improved or are needed near you? *Please state where and the reason why.* **Q77 & Q78**

Theme	Number	% of comments
Grove Park	63	23%
More in general	49	18%
None needed / Enough	45	16%
Duck pond	22	8%
More in West Tiptree	12	4%
Open space in all new developments	10	4%
More in South Tiptree	10	4%
Pits / Brook Meadows	9	3%
More in Southwest Tiptree	9	3%

7.2 Are the facilities of Leisureworld Tiptree (the sports centre) and their availability able to meet your household's needs? **Q79**

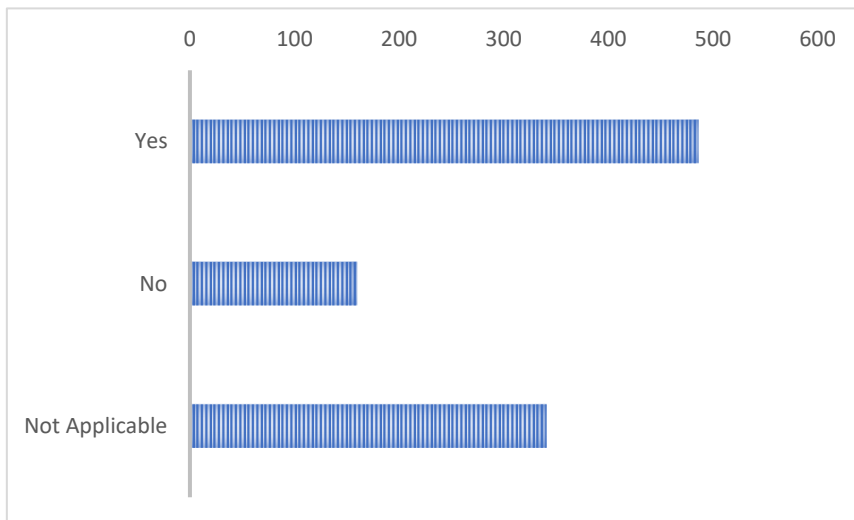


Questionnaires	1119
Didn't answer:	139
Responses	980
Yes	158
No	287
No opinion	535
Total:	980
Yes	16.1%
No	29.3%
No opinion	54.6%

If **No**, please tell us how they could be improved upon **Q80**

Theme	Number	% of comments
Swimming	115	49%
Better range	45	19%
Availability	42	18%
Out of date / poor maintenance	35	15%
Cater better for all ages	16	7%
Better publicity	14	6%
Booking Problems	14	6%
Expense	12	5%
Not big enough	10	4%
Location	9	4%
Larger / Better Gym	8	3%
Facilities outside	8	3%
More / better equipment	5	2%
Service	4	2%

7.3 Due to lack of availability, do you have to travel outside Tiptree for leisure and sports activities? **Q81**



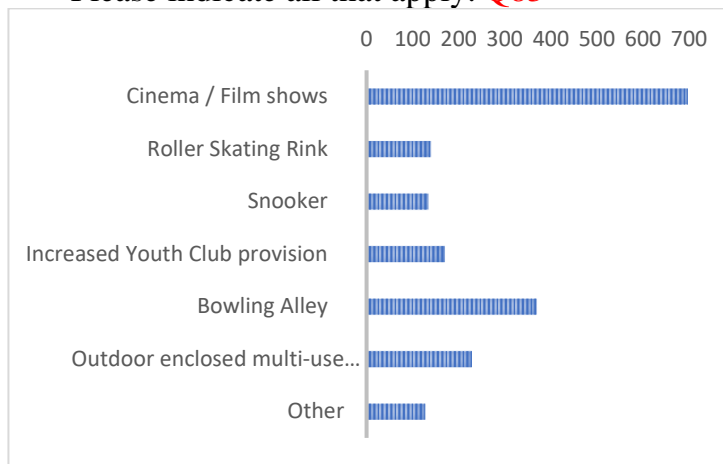
Questionnaires	1119
Didn't answer:	132
Responses	987
Yes	486
No	160
Not Applicable	341
Total:	987
Yes	49.2%
No	16.2%
Not Applicable	34.5%

If Yes, please tell us what you do and where you go. **Q82**

Theme	Number	% of comments
Swimming / Spa	215	51%
Cinema / Pictures	74	18%
Keep Fit / Gym / Exercise classes	57	14%
Bowling / Ten Pin	37	9%
Shops / Restaurant / Pubs / Eating Out / Zoo	29	7%
Golf / Driving Range	28	7%
Theatre	16	4%
Dancing	11	3%
Bowls / Indoor Bowls	9	2%
Tennis / Astro Courts	9	2%
Kids Activities	8	2%
Football	7	2%
Table Tennis	7	2%

Theme	Number	% of comments
Colchester	141	34%
Witham	93	22%
Maldon	89	21%
Braintree / Rayne	66	16%
Prested Hall	31	7%
Chelmsford	21	5%
Forrester Park	14	3%
5 Lakes	12	3%

7.4 Would you or a member of your household use any of the following if provided in Tiptree?
Please indicate all that apply. Q83

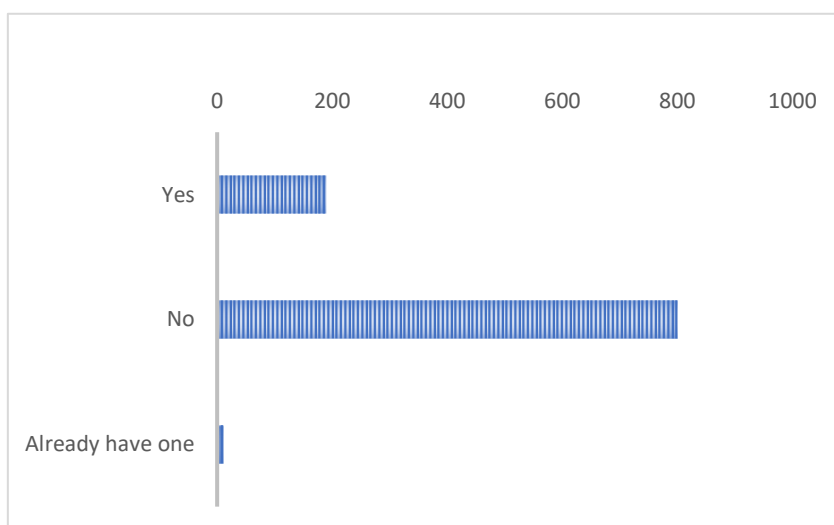


Cinema / Film shows	698	88.5%
Bowling Alley	369	46.8%
Outdoor enclosed multi-use sport facility	229	29.0%
Increased Youth Club provision	170	21.5%
Roller Skating Rink	140	17.7%
Snooker	134	17.0%
Other	127	16.1%
Total:	1740	
Questionnaires	1119	
Didn't answer:	330	
Responses	789	

Other, please specify:

Theme	Number	% of comments
Swimming Pool	86	68%
Pub / Restaurant	8	6%
Ice Skating rink	3	2%
Tennis	3	2%
Theatre	3	2%
Soft play	3	2%
Over 60's club / Day centre	2	2%
Coffee shop	2	2%
Indoor bowls	2	2%
Outdoor gym	2	2%
Football pitch	2	2%
Youth Club	2	2%
More skate park provision	2	2%
Gym	2	2%

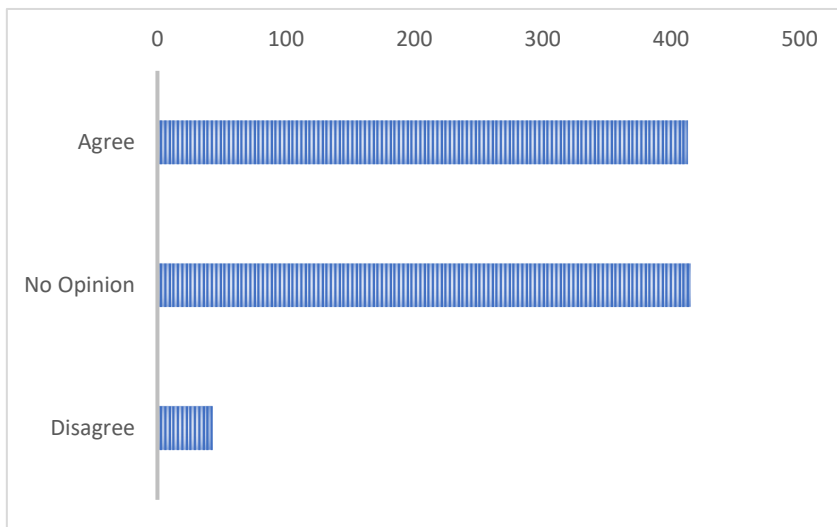
7.5 Would you like an allotment in Tiptree? Q84



Questionnaires	1119
Didn't answer:	119
Responses	1000
Yes	189
No	800
Already have one	11
Total:	1000
Yes	18.9%
No	80.0%
Already have one	1.1%

Please indicate your opinion of the following statements by marking one answer for each topic.
 We need more of the following facilities in Tiptree to serve the population up to 2033. Q85

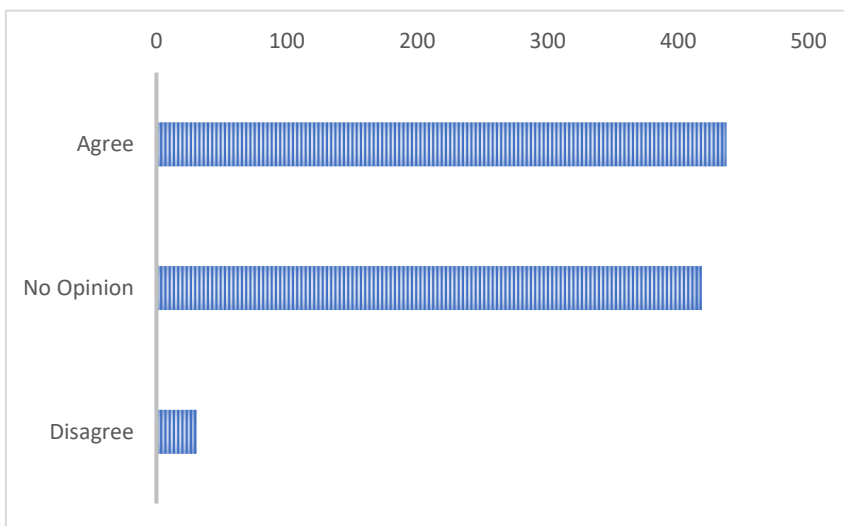
7.6 Pre-schools



Questionnaires	1119
Didn't answer:	248
Responses	871
Agree	413
No Opinion	415
Disagree	43
Total:	871

Agree	47.4%
No Opinion	47.6%
Disagree	4.9%

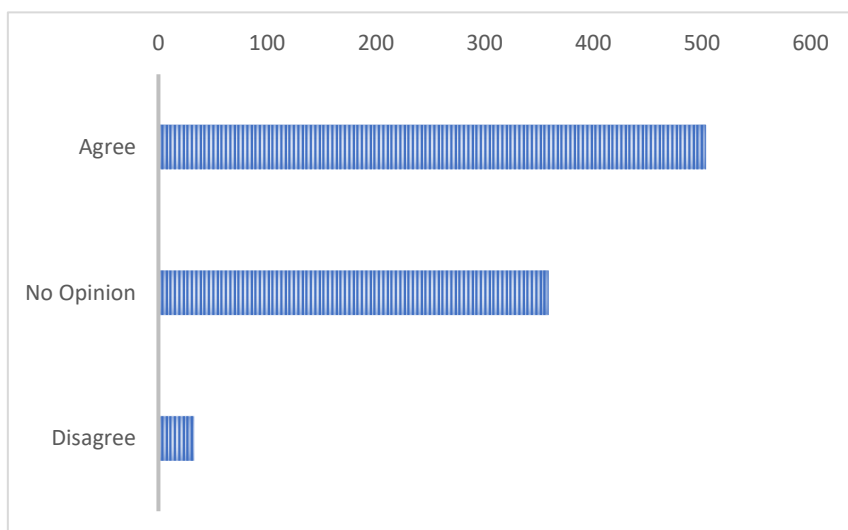
7.7 Day nurseries



Questionnaires	1119
Didn't answer:	233
Responses	886
Agree	437
No Opinion	418
Disagree	31
Total:	886

Agree	49.3%
No Opinion	47.2%
Disagree	3.5%

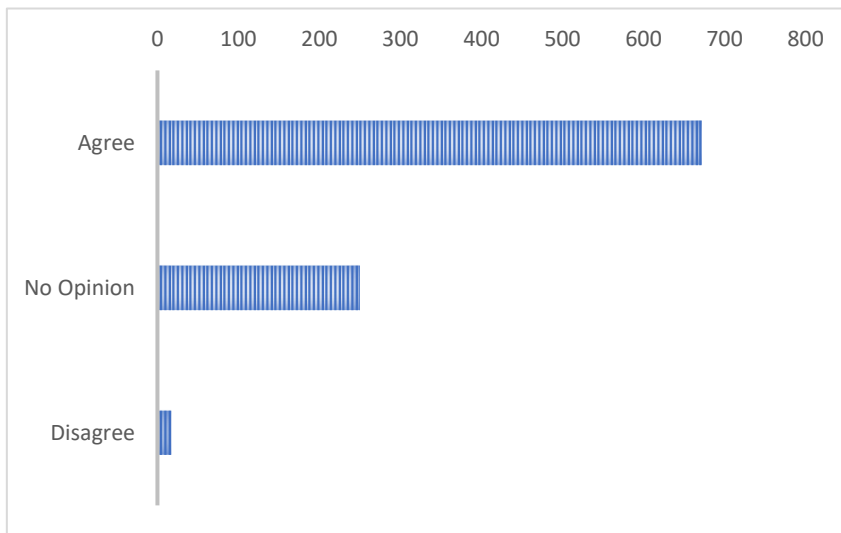
7.8 Facilities and clubs for young children 5 – 10



Questionnaires	1119
Didn't answer:	223
Responses	896
Agree	504
No Opinion	359
Disagree	33
Total:	896

Agree	56.3%
No Opinion	40.1%
Disagree	3.7%

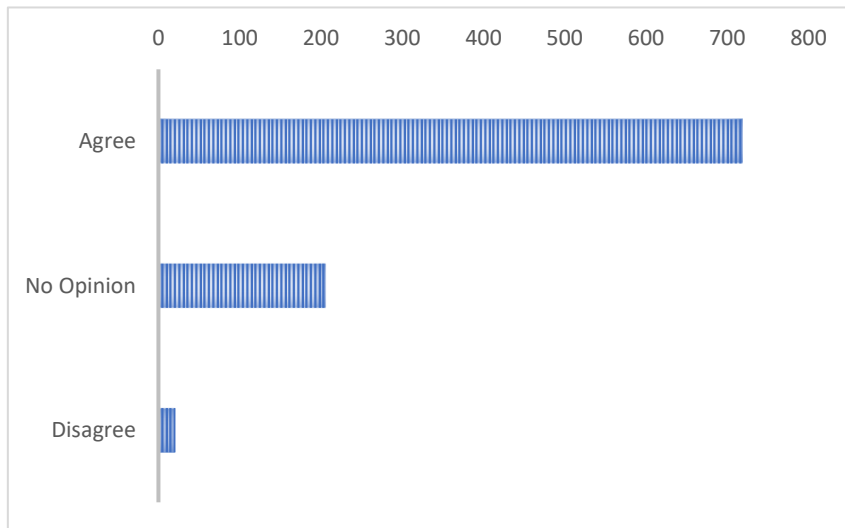
7.9 Facilities and clubs for younger teenagers 11 – 14



Questionnaires	1119
Didn't answer:	180
Responses	939
Agree	672
No Opinion	250
Disagree	17
Total:	939

Agree	71.6%
No Opinion	26.6%
Disagree	1.8%

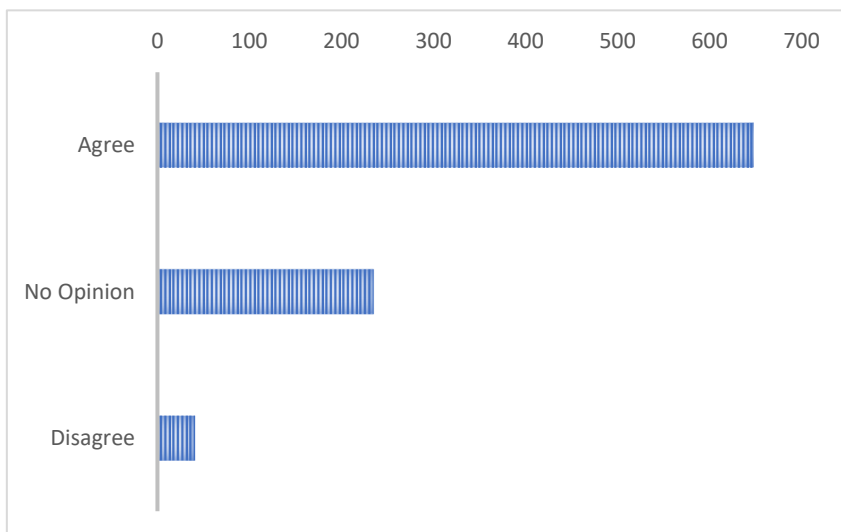
7.10 Facilities and clubs for older teenagers 15+



Questionnaires	1119
Didn't answer:	173
Responses	946
Agree	719
No Opinion	206
Disagree	21
Total:	946

Agree	76.0%
No Opinion	21.8%
Disagree	2.2%

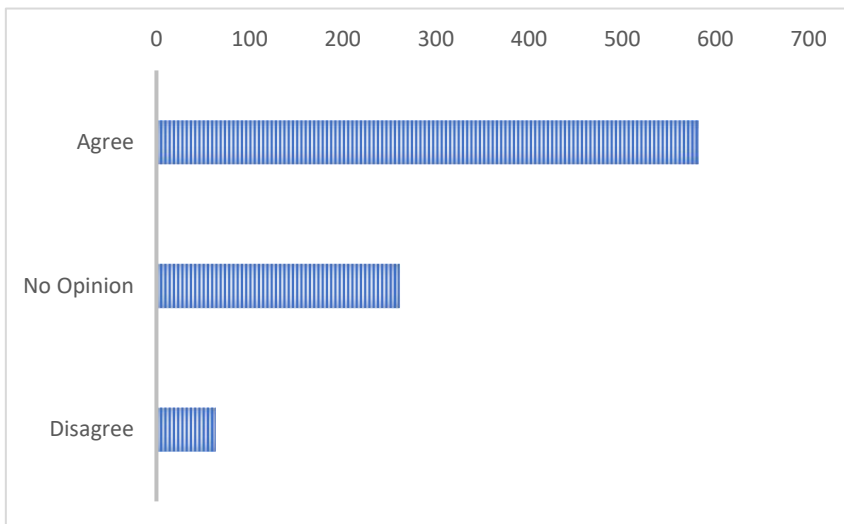
7.11 Facilities and clubs for retired people



Questionnaires	1119
Didn't answer:	195
Responses	924
Agree	648
No Opinion	235
Disagree	41
Total:	924

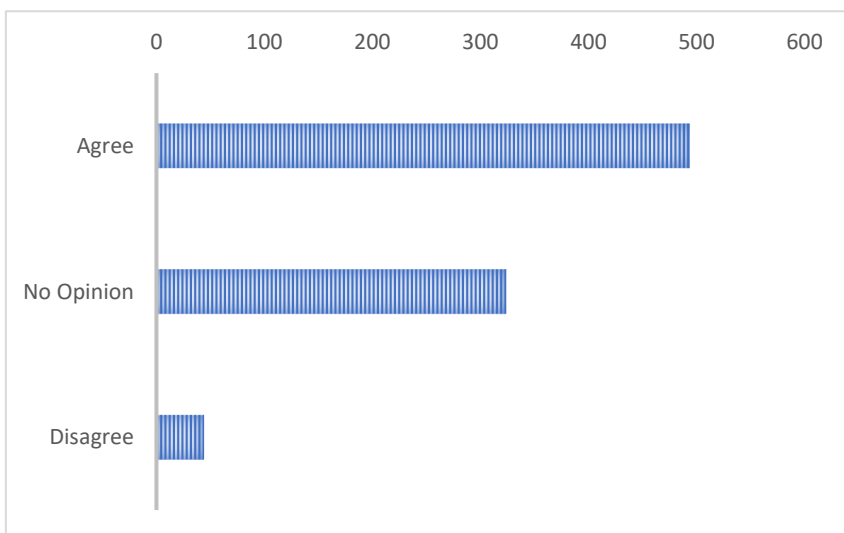
Agree	70.1%
No Opinion	25.4%
Disagree	4.4%

7.12 Small open spaces and play equipment within easy reach for all parts of Tiptree



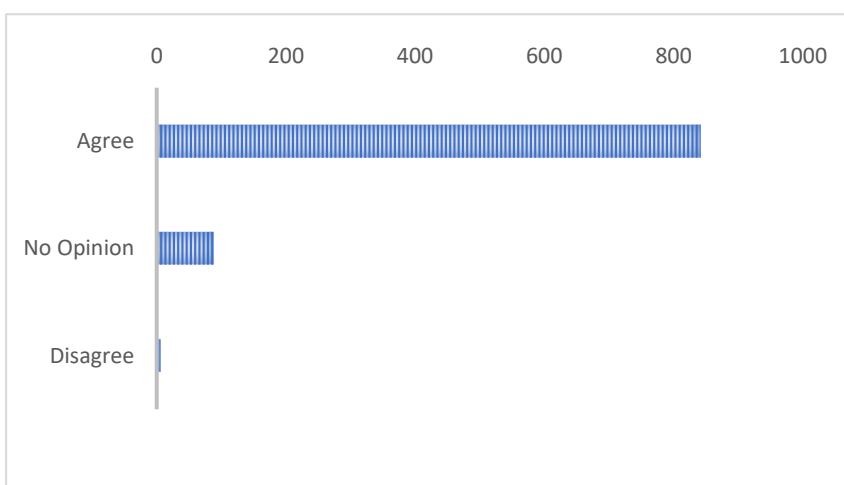
Questionnaires	1119
Didn't answer:	212
Responses	907
Agree	582
No Opinion	261
Disagree	64
Total:	907
Agree	64.2%
No Opinion	28.8%
Disagree	7.1%

7.13 Open space in the southern part of Tiptree



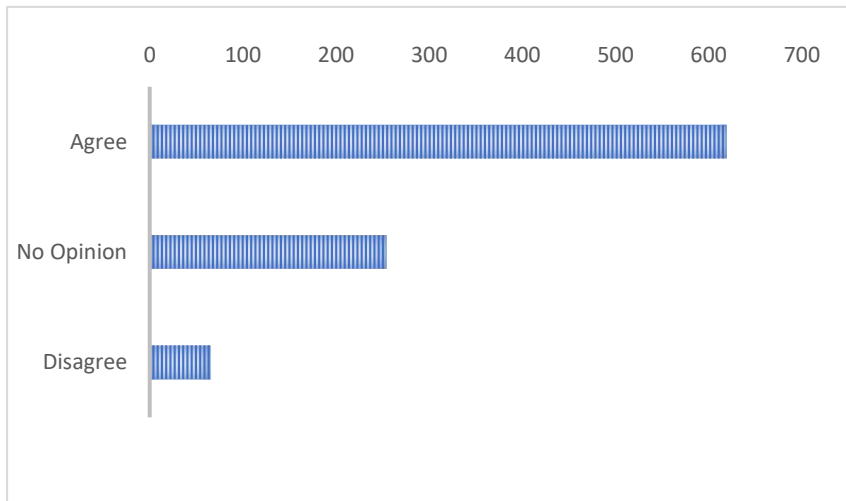
Questionnaires	1119
Didn't answer:	257
Responses	862
Agree	494
No Opinion	324
Disagree	44
Total:	862
Agree	57.3%
No Opinion	37.6%
Disagree	5.1%

7.14 Preservation and enhancement of existing public open spaces



Questionnaires	1119
Didn't answer:	182
Responses	937
Agree	842
No Opinion	89
Disagree	6
Total:	937
Agree	89.9%
No Opinion	9.5%
Disagree	0.6%

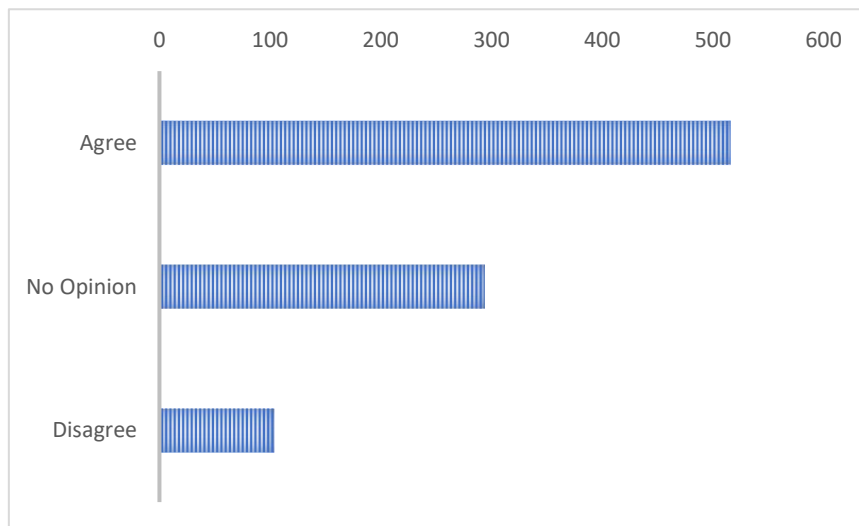
7.15 Cemetery for burials (burial space is running out)



Questionnaires	1119
Didn't answer:	180
Responses	939
Agree	619
No Opinion	254
Disagree	66
Total:	939

Agree	65.9%
No Opinion	27.1%
Disagree	7.0%

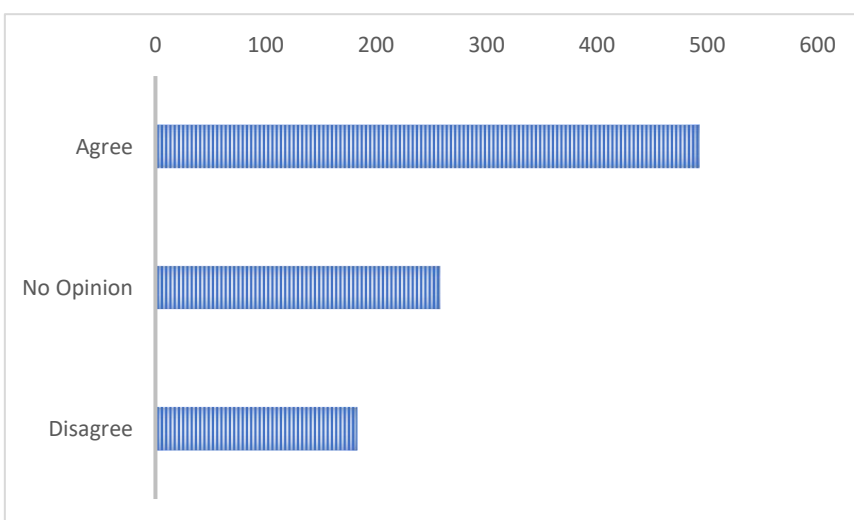
7.16 Secure dog walking area in the village envelope



Questionnaires	1119
Didn't answer:	205
Responses	914
Agree	516
No Opinion	294
Disagree	104
Total:	914

Agree	56.5%
No Opinion	32.2%
Disagree	11.4%

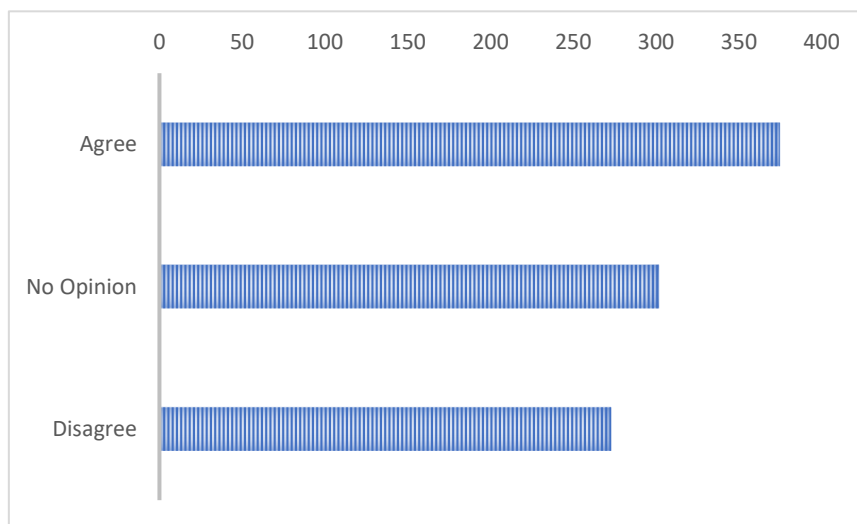
7.17 Convenience stores for outlying parts of Tiptree to reduce pressure on the centre of the village



Questionnaires	1119
Didn't answer:	185
Responses	934
Agree	493
No Opinion	258
Disagree	183
Total:	934

Agree	52.8%
No Opinion	27.6%
Disagree	19.6%

7.18 A budget hotel / B&B in or close to the village envelope



Questionnaires	1119
Didn't answer:	169
Responses	950
Agree	375
No Opinion	302
disagree	273
Total:	950
Agree	39.5%
No Opinion	31.8%
Disagree	28.7%

7.19 What facilities are needed to improve the welfare and recreation of Tiptree residents (adults & children) with disabilities? Q86

Theme	Number	% of comments
Drop kerbs / pavement / footpath	58	32%
Clubs / support groups / centres	57	31%
Accessible entry to buildings	28	15%
Swimming / exercise	18	10%
Open Spaces / All weather	14	8%
Toilets	8	4%
Buses & Community Transport	8	4%
Inconsiderate parking	8	4%
Access to open space	8	4%
Disabled parking	7	4%

7.20 What facilities are needed to improve the welfare and recreation of elderly residents in Tiptree? Q87

Theme	Number	% of comments
Day / drop-in centre	64	21%
Community bus / volunteer drivers	44	14%
Social clubs	42	14%
Better paving drop kerbs / access	32	10%
Warden assisted housing / accommodation	26	8%
Adult playground / outdoor exercise	19	6%
Befriending group	19	38
Lunch Club	18	6%
Swimming pool / indoor exercise	14	5%
More outside seats	11	4%
Pedestrian crossings	10	3%
Care / Nursing Home	9	3%
Wide path Scooter / Wheelchair routes / Bollards	8	3%
More functions at community centre	8	3%

7.21 What could be provided to help families in need? Q88

Theme	Number 182	% of comments
Drop in centre / Support Group	73	40%
Food Bank	48	26%
Resource Centre	21	12%
Affordable housing	20	11%
Citizens Advice Bureau	18	10%
Recreation Scheme	13	7%
Employment / advice	10	5%
Childcare / support	10	5%
Community transport	7	4%
Toy Swap / Library	6	3%
Adopt a grandparent etc	5	3%
After school clubs	4	2%
Discount stores	2	1%
Allotments	1	1%

7.22 Do you have any additional comments about facilities and amenities in Tiptree? Q89

Theme	Number	% of comments
Doctor / Dentist	38	21%
Not enough	27	15%
Teens / Young Adults	23	13%
Toilets	19	11%
Assess / Maintain & Improve	13	7%
Bars / restaurants	10	6%
Grove Park	10	6%
Not publicised enough	7	4%
Swimming pool	7	4%
Community Centre	6	3%
Good	6	3%
Library	5	3%
Entertainment / leisure	5	3%

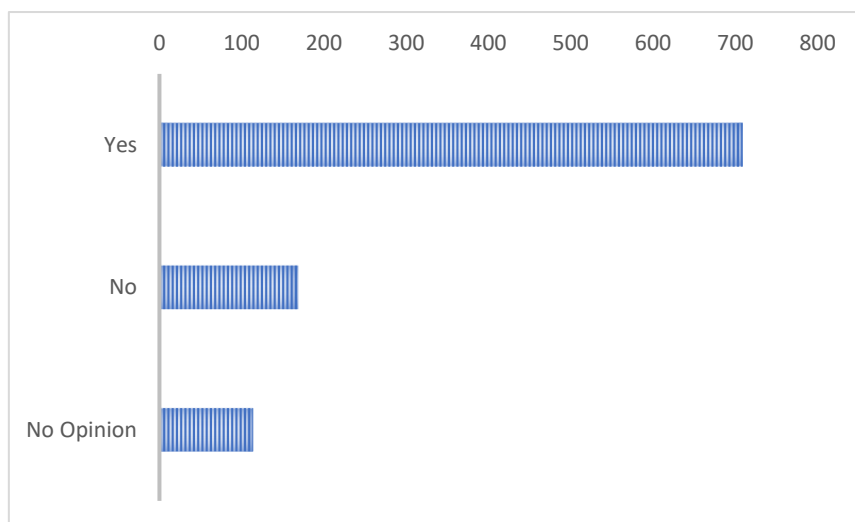
8 Services

Recycling & Waste:

8.1 Do you have any suggestions or measures we might take to improve recycling? Q90

Theme	Number	% of comments
Happy with current regime (2016)	93	25%
Want Wheelie	52	14%
Not want Wheelie	51	14%
Local recycling centre / large item drop off	40	11%
Penalties / Rewards / Enforcement	33	9%
More recycling points	27	7%
Education / Information	25	7%
Weekly Collections General	21	6%
Garden Waste Issues	18	5%
Suitable Bins for recycling (household)	16	4%
More Mixed Recycling / Easier sorting	16	4%

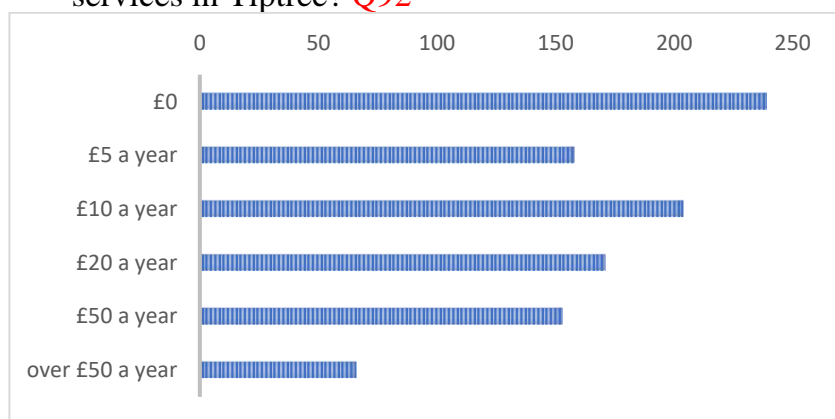
8.2 Would you support a drop-off facility for large household items in Tiptree for onward transport elsewhere outside of Tiptree? Q91



Questionnaires	1119
Didn't answer:	127
Responses	992
Yes	709
No	169
No Opinion	114
Total:	992
Yes	71.5%
No	17.0%
No Opinion	11.5%

Security & Safety:

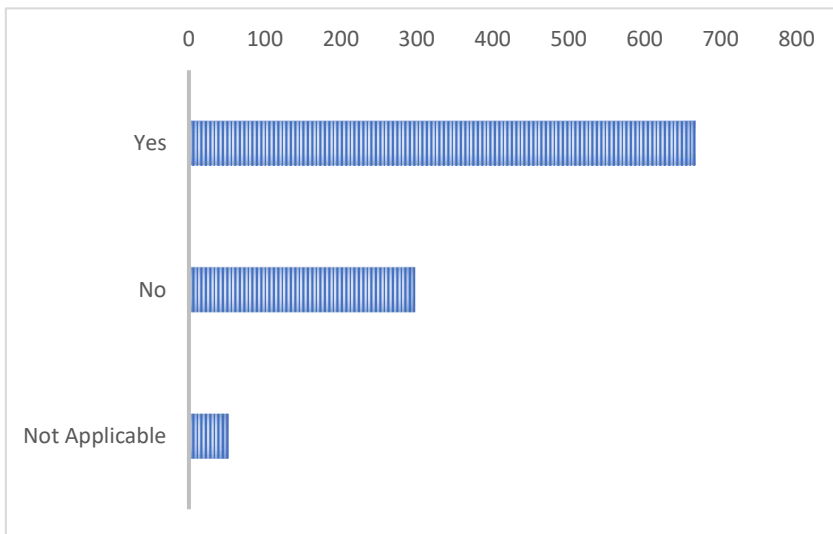
8.3 Would you be willing to pay more Council Tax to improve safety, security and emergency services in Tiptree? Q92



£0	239	24.1%
£5 a year	158	15.9%
£10 a year	204	20.6%
£20 a year	171	17.3%
£50 a year	153	15.4%
over £50 a year	66	6.7%
Total:	991	
Questionnaires	1119	
Didn't answer:	128	
Responses	991	

Mobile phones:

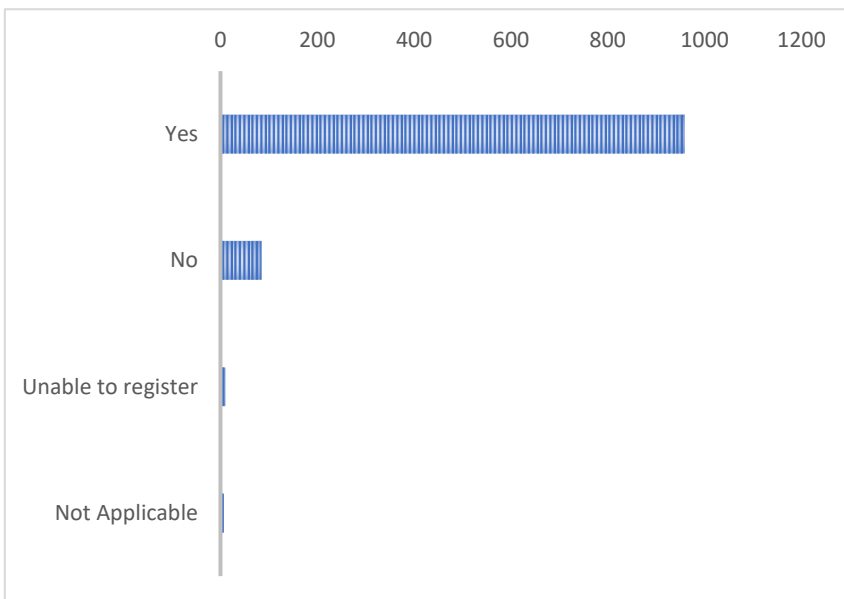
8.4 Would you be willing to see additional **small and discrete** phone masts in Tiptree if they improved mobile phone services? **Q93**



Questionnaires	1119
Didn't answer:	101
Responses	1018
Yes	667
No	298
Not Applicable	53
Total:	1018
Yes	65.5%
No	29.3%
Not Applicable	5.2%

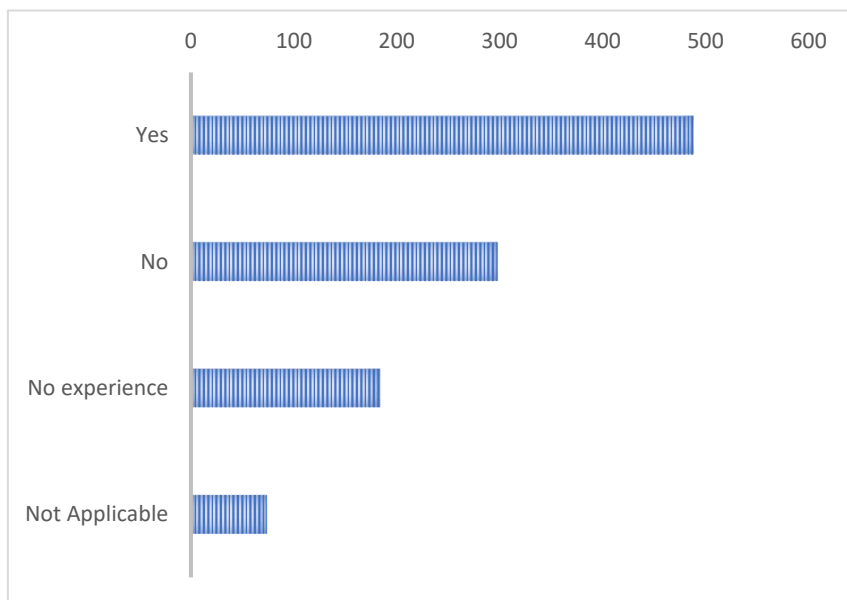
Doctors:

8.5 Are any members of your household registered with a Tiptree GP practice? **Q94**



Questionnaires	1119
Didn't answer:	58
Responses	1061
Yes	959
No	85
Unable to register	10
Not Applicable	7
Total:	1061
Yes	90.4%
No	8.0%
Unable to register	0.9%
Not Applicable	0.7%

8.6 Have you found it difficult to get an urgent appointment in Tiptree when needed? Q95

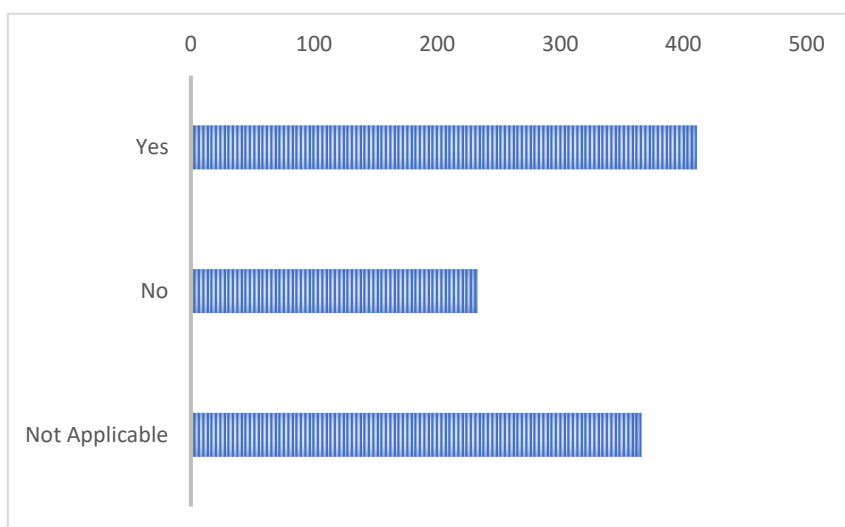


Questionnaires	1119
Didn't answer:	75
Responses	1044
Yes	488
No	298
No experience	184
Not Applicable	74
Total:	1044
Yes	46.7%
No	28.5%
No experience	17.6%
Not Applicable	7.1%

If Yes, please state how the problem was resolved Q96

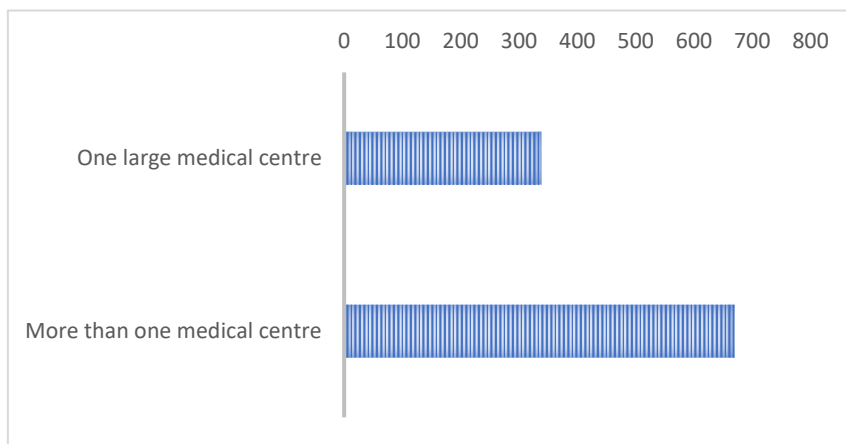
Theme	Number	% of comments
Use walk in centre	130	32%
Wait for appointment	95	23%
Not resolved	66	16%
Persistence and assertiveness	45	11%
A&E	30	7%
Morning on-spec / next day	25	6%
Nurse Practitioner	20	5%
Phone contact problem	12	3%
Went private	11	3%

8.7 Do you find it difficult to get a routine appointment in Tiptree convenient for your working day? Q97



Questionnaires	1119
Didn't answer:	109
Responses	1010
Yes	411
No	233
Not Applicable	366
Total:	1010
Yes	40.7%
No	23.1%
Not Applicable	36.2%

8.8 Which would you prefer in Tiptree? Q98



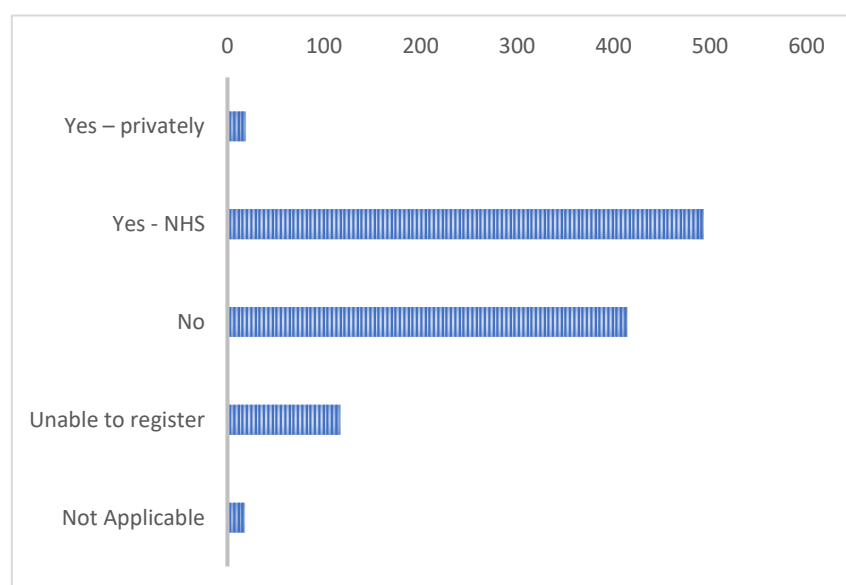
Questionnaires	1119
Didn't answer:	112
Responses	1007
One large medical centre	338
More than one medical centre	669
Total:	1007
One large medical centre	33.6%
More than one medical centre	66.4%

8.9 Are there any additional medical services needed in Tiptree? Q99

Theme	Number	% of comments
Medical walk in centre	35	14%
Foot clinic	18	7%
Minor ops / injuries	15	6%
NHS Physio	14	6%
X-Ray / Scanning / breast screening	14	6%
Mental Health / Counselling	11	4%
Medical Services opening hours / out of hours	10	4%
Elderly clinic	9	4%
Ambulance Station	7	3%
Better blood testing	7	3%
Baby / Children clinic	6	2%
Hearing Clinic and Hearing aid services	5	2%
Nurse clinic / minor ailments	4	2%
Friendly & helpful surgery	4	2%
Eye clinic	4	2%

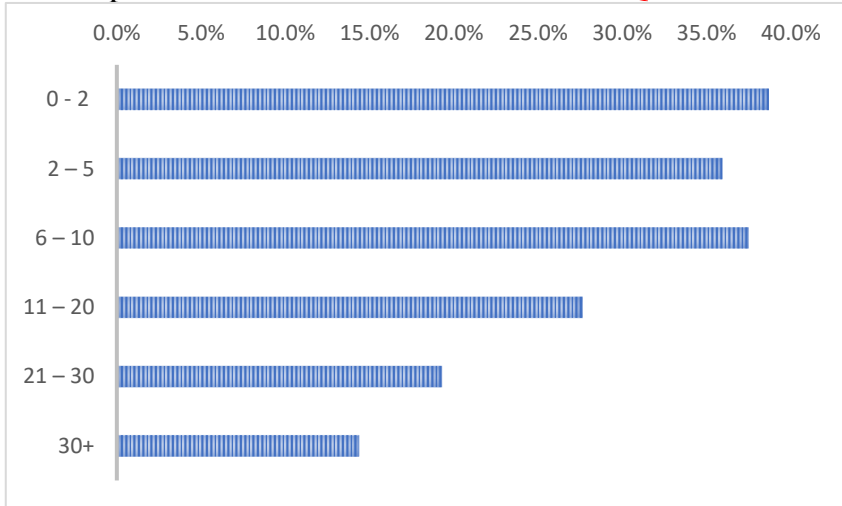
Dentists:

8.10 Are any members of your household registered with a Tiptree dental practice? Q100



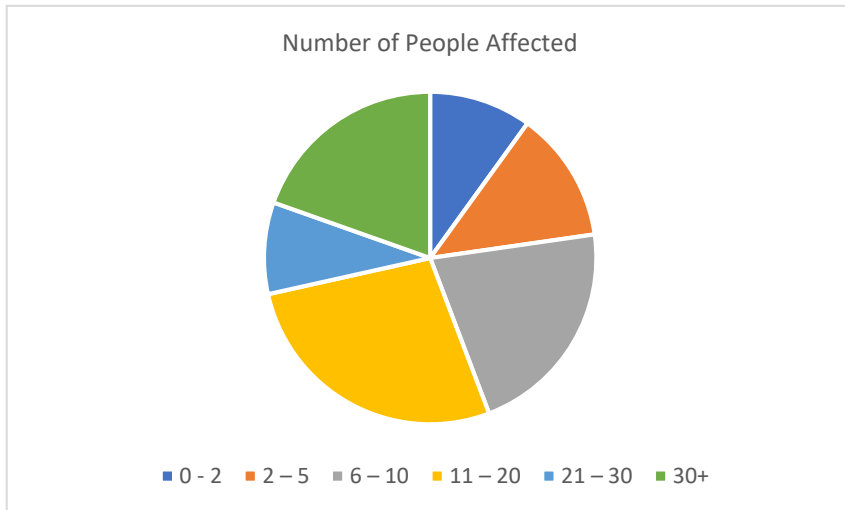
Questionnaires	1119
Didn't answer:	58
Responses	1061
Yes - privately	19
Yes - NHS	493
No	414
Unable to register	117
Not Applicable	18
Total:	1061
Yes - privately	1.8%
Yes - NHS	46.5%
No	39.0%
Unable to register	11.0%

8.11 How many members of your household would like to be registered as an NHS patient in Tiptree but have been unable to do so? Q101



Households in the survey affected as a percentage of households that have lived in Tiptree by year bands

Years in Tiptree	%	Responses
0 - 2	38.7%	24
2 - 5	36.0%	32
6 - 10	37.5%	51
11 - 20	27.7%	65
21 - 30	19.3%	22
30+	14.4%	60

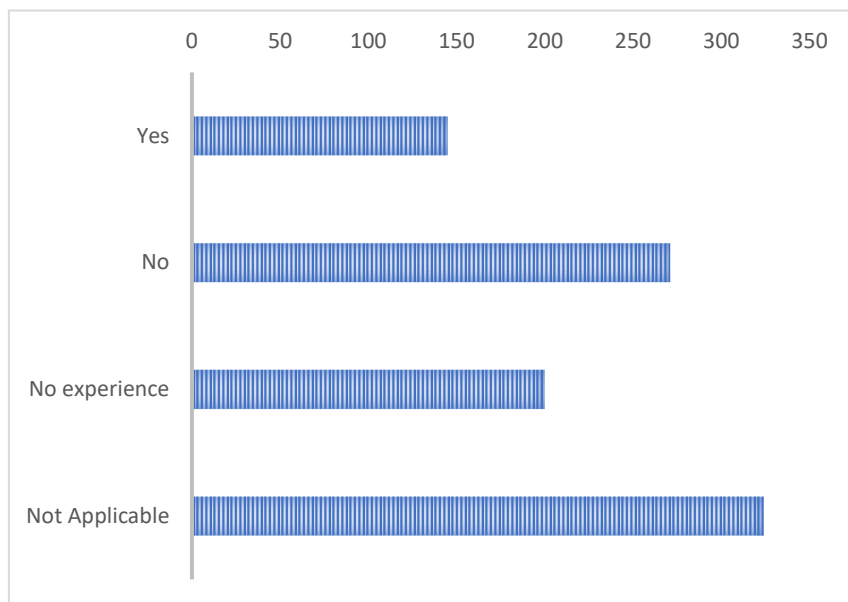


Number of people

Years in Tiptree	Number of people	%
0 - 2	57	10.0%
2 - 5	73	12.8%
6 - 10	123	21.5%
11 - 20	156	27.3%
21 - 30	51	8.9%
30+	112	26.9%
People:	572	100%
Not stated:	20	

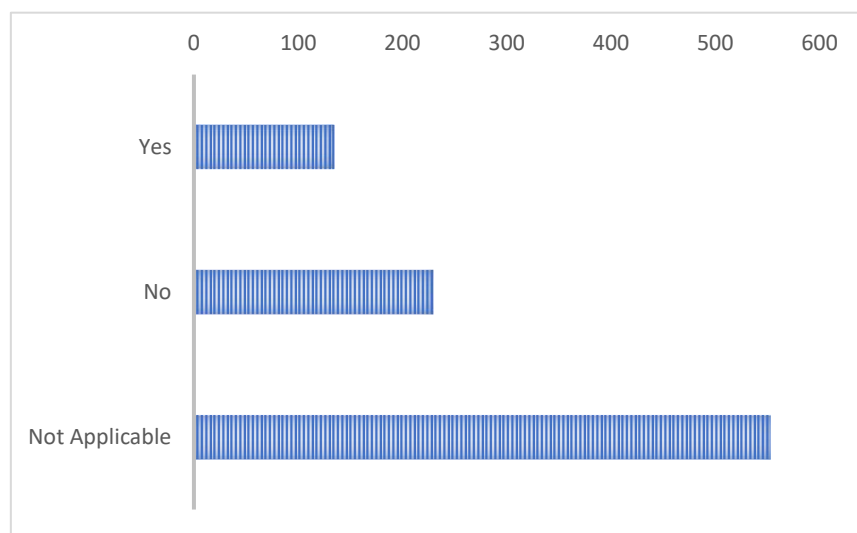
Total people:	592		Total responses	261		Total questionnaire make-up		
Years in Tiptree	People		Years in Tiptree	Responses	%survey	Questionnaires	1119	
0 - 2	57	10.0%	0 - 2	24	38.7%	0 - 2	62	5.9%
2 - 5	73	12.8%	2 - 5	32	36.0%	2 - 5	89	8.5%
6 - 10	123	21.5%	6 - 10	51	37.5%	6 - 10	136	12.9%
11 - 20	156	27.3%	11 - 20	65	27.7%	11 - 20	235	22.3%
21 - 30	51	8.9%	21 - 30	22	19.3%	21 - 30	114	10.8%
30+	112	19.6%	30+	60	14.4%	30+	417	39.6%
People	572	100%	Responses	254		Reponses	1053	
Not stated	20		Not stated	7		Didn't answer:	66	

8.12 Have you found it difficult to get an urgent appointment in Tiptree when needed? Q102



Questionnaires	1119
Didn't answer:	179
Responses	940
Yes	145
No	271
No experience	200
Not Applicable	324
Total:	940
Yes	15.4%
No	28.8%
No experience	21.3%
Not Applicable	34.5%

8.13 Do you find it difficult to get a routine appointment in Tiptree convenient for your working day? Q103



Questionnaires	1119
Didn't answer:	201
Responses	918
Yes	135
No	230
Not Applicable	553
Total:	918
Yes	14.7%
No	25.1%
Not Applicable	60.2%

8.14 Do you have any additional comments about services and facilities in Tiptree? Q104

Theme	Number	% of comments
Practices	120	42%
Police / security	86	30%
Register with doctor / dentist	44	15%
More services	24	8%
More dentists	19	7%
More doctors	15	5%
Appointments	13	5%
Litter & Bins	7	2%
Pharmacy	7	2%
Other medical	6	2%
School	6	2%
Wardens	5	2%

9 Shopping and Church Road

What is your first choice for shopping for the following? Q105



Please mark only one answer for each type of shopping.

Didn't answer topic	65		105		103		108	
Topic Responses	1054		1014		1016		1011	
	Main Food	%	Top-up Food	%	Clothes	%	Footwear	%
Shop in Tiptree	715	67.8%	942	92.9%	39	3.8%	38	3.8%
Shop outside Tiptree	276	26.2%	71	7.0%	812	79.9%	856	84.7%
Catalogue / Mail Order / Online	63	6.0%	1	0.1%	165	16.2%	117	11.6%
Total:	1054	100.0%	1014	100.0%	1016	100.0%	1011	100.0%
Questionnaires	1119							

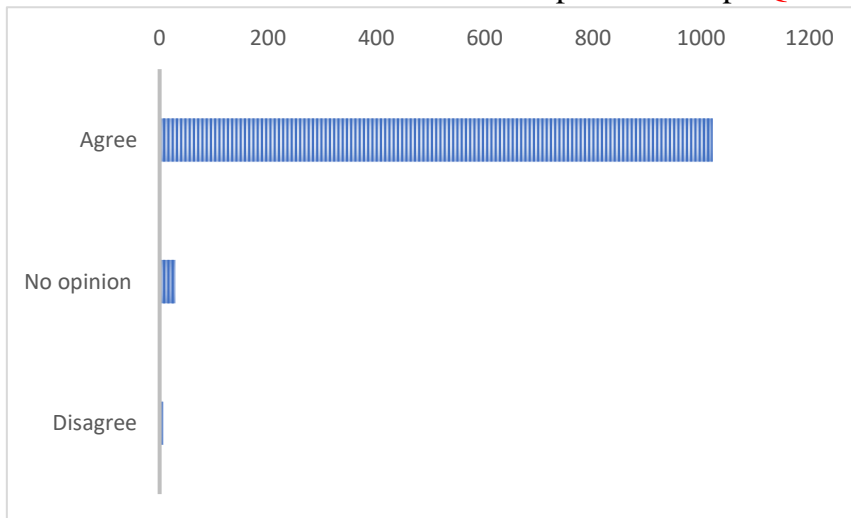
Didn't answer topic	117		111		128		124	
Topic Responses	1002		1008		991		995	
	Toiletries/ Cosmetics	%	Hardware	%	White Goods	%	Electronics	%
Shop in Tiptree	490	48.9%	545	54.1%	327	33.0%	251	25.2%
Shop outside Tiptree	448	44.7%	405	40.2%	462	46.6%	489	49.1%
Catalogue / Mail Order / Online	64	6.4%	58	5.8%	202	20.4%	255	25.6%
Total:	1002	100.0%	1008	100.0%	991	100.0%	995	100.0%
Questionnaires	1119							

Didn't answer topic	196		808			
Topic Responses	923		311		9325	
	Books	%	Other	%	Total	%
Shop in Tiptree	111	12.0%	49	15.8%	3507	37.6%
Shop outside Tiptree	439	47.6%	129	41.5%	4387	47.0%
Catalogue / Mail Order / Online	373	40.4%	133	42.8%	1431	15.3%
Total:	923	100.0%	311	100.0%	9325	100.0%
Questionnaires	1119					

Other please specify **Q106**

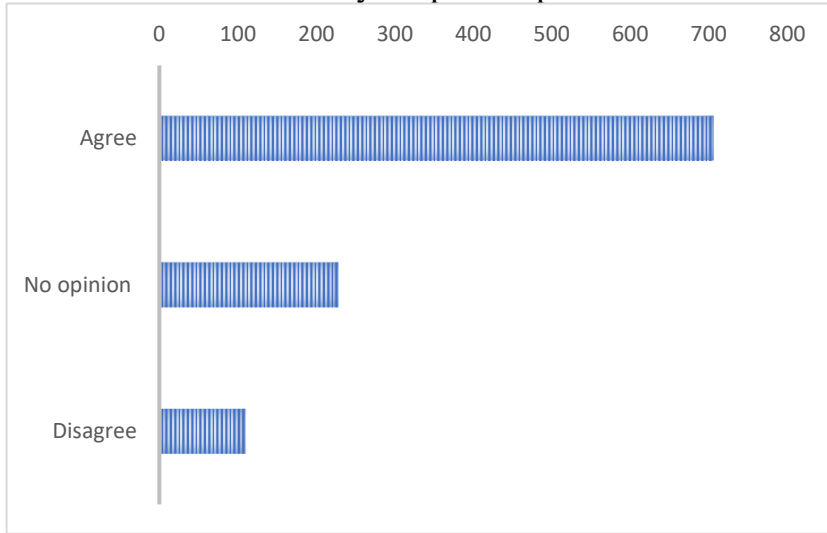
Theme	Number	% of comments
Arts & craft / stationery	10	32%
Butchers	7	23%
Haberdashery / Fabric	5	16%
Garden centre	4	13%
Fancy goods / Gifts	4	13%
Hardware / Homeware	3	10%
Cards	3	10%
Jam	2	6%
Post office	2	6%
Fuel / Petrol	2	6%
Beauticians / Hairdressers	2	6%

9.1 We value and wish to retain our independent shops **Q107**



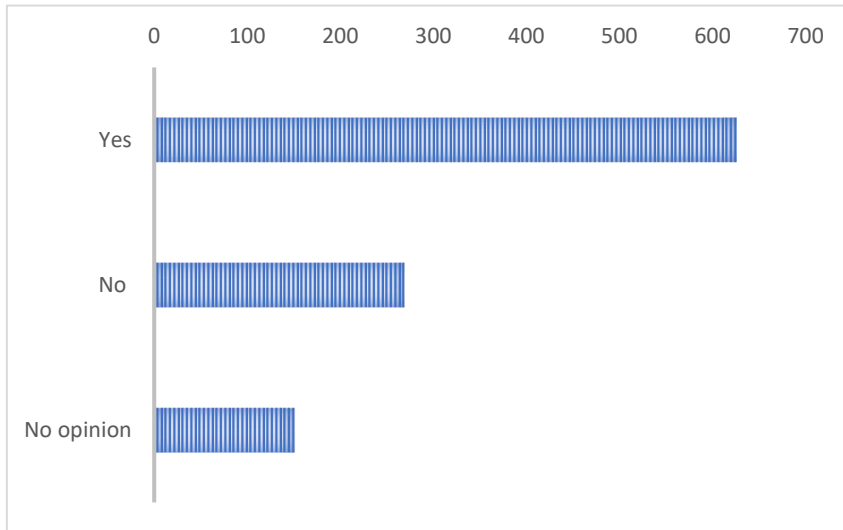
Questionnaires	1119
Didn't answer:	62
Responses	1057
Agree	1021
No opinion	29
Disagree	7
Total:	1057
Agree	96.6%
No opinion	2.7%
Disagree	0.7%

9.2 The number of charity shops in Tiptree should be restricted



Questionnaires	1119
Didn't answer:	75
Responses	1044
Agree	706
No opinion	228
Disagree	110
Total:	1044
Agree	67.6%
No opinion	21.8%
Disagree	10.5%

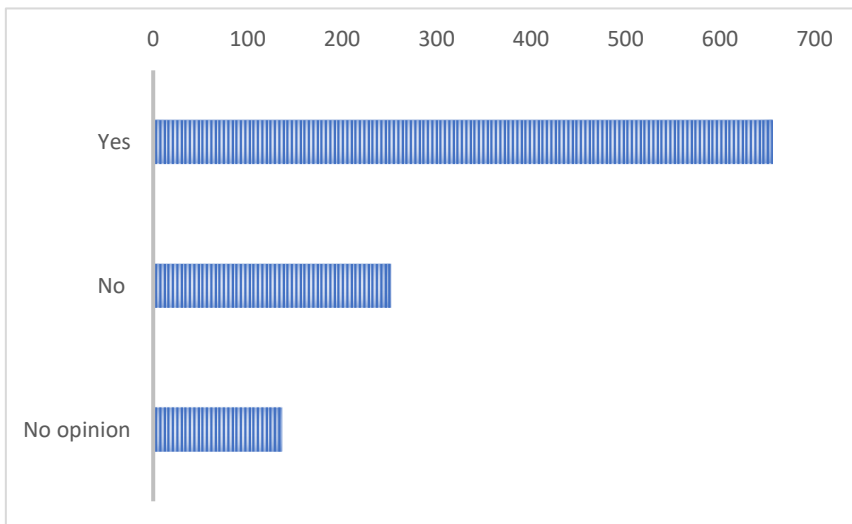
9.3 Do you think Tiptree needs a greater range of shops? Q108



Questionnaires	1119
Didn't answer:	73
Responses	1046
Yes	626
No	269
No opinion	151
Total:	1046
Yes	59.8%
No	25.7%
No opinion	14.4%

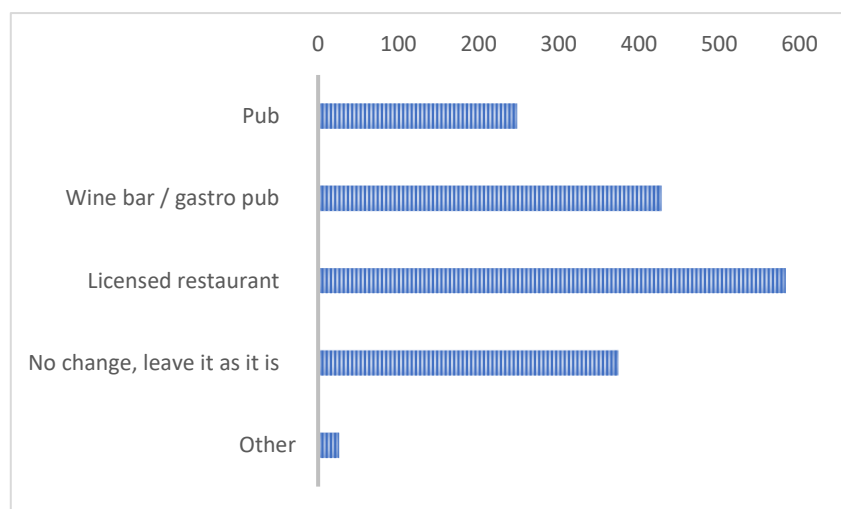
If **Yes**, please tell us what type of new shops you would support. Q109

9.4 Would you support a street market? Q110



Questionnaires	1119
Didn't answer:	74
Responses	1045
Yes	656
No	252
No opinion	137
Total:	1045
Yes	62.8%
No	24.1%
No opinion	13.1%

9.5 In order to make the shopping centre of the village a more attractive place to go in the evening, would you support any of the following to increase its use as a pedestrian social area? Q111



Questionnaires	1119	
Didn't answer	99	
Responses	1020	
		%
Pub	248	24.3%
Wine bar / gastro pub	428	42.0%
Licensed restaurant	583	57.2%
No change, leave it as it is	374	36.7%
Other	26	2.5%
Total:	1659	

Invalid selections	No change & ...	%
Pub	2	
Wine bar / gastro pub	2	
Licensed restaurant	9	
No change, leave it as it is	361	35.4%

Other (please specify)

Theme	Number	% of comments
Café	12	57%
Sports bar / Youth café	4	19%
Sit down Italian	1	5%
Cinema	1	5%
Deli	1	5%
Sit down Indian / Chinese	1	5%
More attractive	1	5%
Social Club	1	5%
Farmers market	1	5%
Pub / restaurant	1	5%

9.6 Do you have any additional comments about shops in Tiptree? Q112

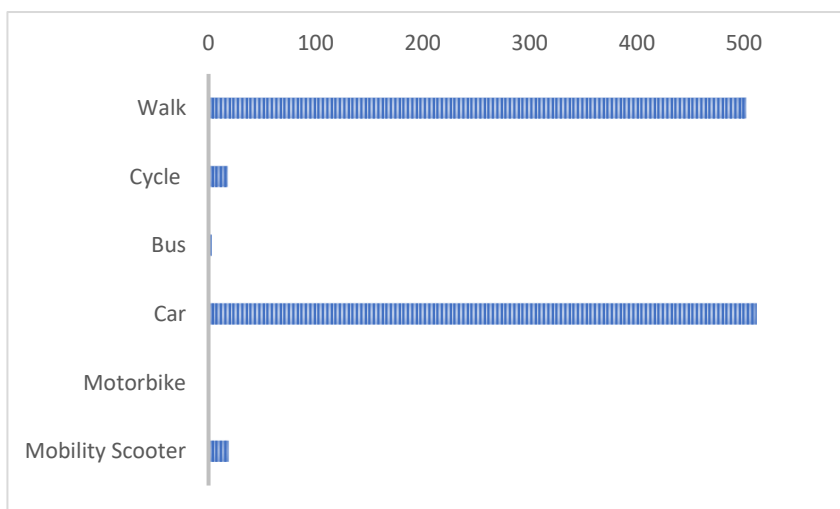
Theme	Number	% of comments
Variety	51	19%
Good shopping centre	41	15%
Businesses wanted	34	13%
Pub / restaurant / social / evening	33	12%
Appearance	24	9%
Fast Food / Takeaway	22	8%
Independent shops	19	7%
Charity shops	15	6%
Opening Hours	14	5%
Where we shop	11	4%
Quality / Unique	10	4%
Rents / Rates / Expensive	9	3%
Supermarkets	8	3%

Theme	Number	% of comments
Alcohol / Anti-social behaviour	8	3%
Village / Community	7	3%
Parking / in South	7	3%

10 The Village Centre

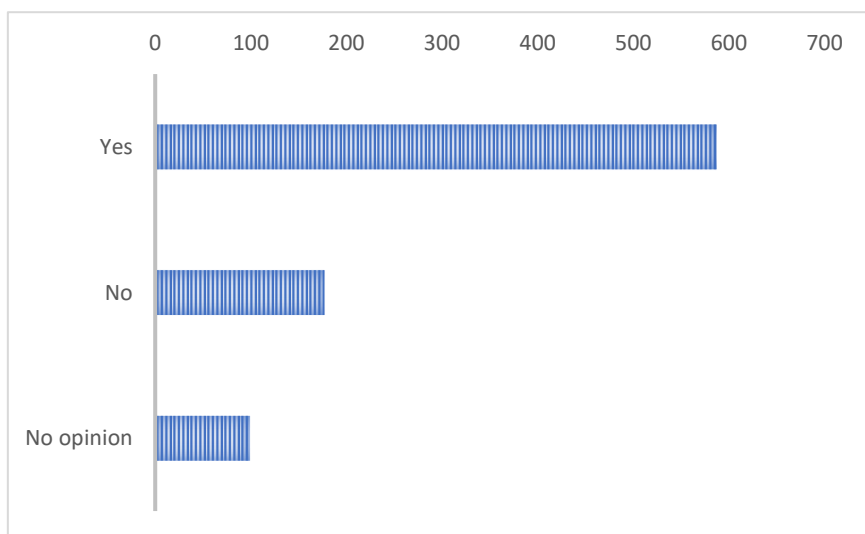
10.1 What means do you mainly use to access the village shops and facilities? *Please choose only one.* **Q113**

Questionnaires	1119		Breakdown by area								
Didn't answer:	64										
Responses	1055	%	Area	Walk	%	Cycle	%	Bus	Car	%	Survey
Walk	502	47.6%	North	28	32.6%	1	1.2%	1	53	61.6%	86
Cycle	18	1.7%	East	90	43.5%	4	1.9%	0	111	53.6%	207
Bus	3	0.3%	Southeast	38	37.6%	1	1.0%	0	59	58.4%	101
Car	512	48.5%	South	44	43.6%	3	3.0%	0	49	48.5%	101
Motorbike	1	0.1%	Southwest	3	7.0%	0	0.0%	0	40	93.0%	43
Mobility Scooter	19	1.8%	West	47	38.8%	1	0.8%	0	72	59.5%	121
Total:	1055		Central	248	63.6%	4	1.0%	2	122	31.3%	390



Questionnaires	1119	
Didn't answer:	64	
Responses	1055	%responses
Walk	502	47.6%
Cycle	18	1.7%
Bus	3	0.3%
Car	512	48.5%
Motorbike	1	0.1%
Mobility Scooter	19	1.8%
Total:	1055	

10.2 If you use a car / motorbike / mobility scooter, do you find parking in the village easy and accessible? **Q114**



Questionnaires	1119
Didn't answer:	256
Responses	863
Yes	587
No	177
No opinion	99
Total:	863
Yes	68.0%
No	20.5%
No opinion	11.5%

If No, please tell us why **Q115**

No:	177			Survey	%
The 'no's normally use these means:			All:	863	20.5%
	Walk	63	35.6%	502	12.5%
	Cycle	3	1.7%	18	16.7%
	Car	101	57.1%	512	19.7%
	Mobility Scooter	7	4.0%	19	36.8%

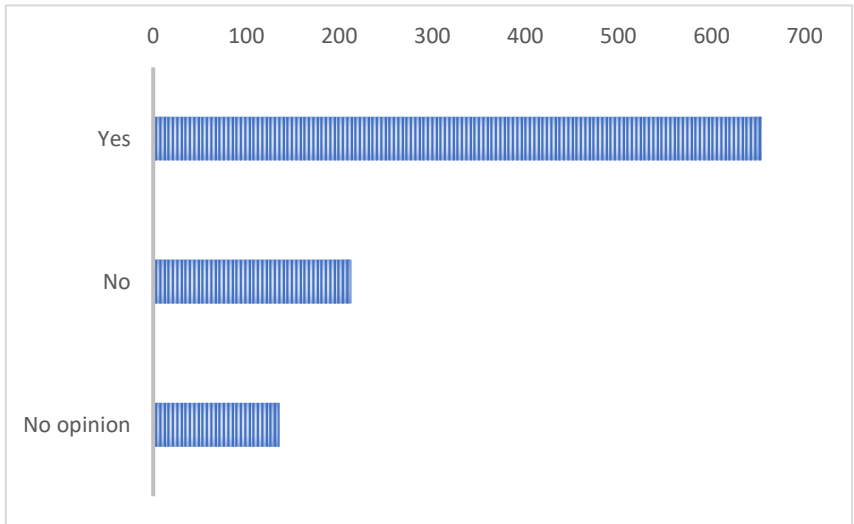
[One mobility scooter user finds when they come by car they find that disabled spaces are abused / not sufficient. One states that pavements are not wide enough to leave the scooter if they can't take the scooter inside the shop.]

Theme	Number	% of comments
Not enough room / Over-crowded	104	71%
Tesco / ASDA / Iceland	46	32%
At certain times...	15	10%
Time restriction / Long-stay	13	9%
Difficult in central zone	12	8%
Elderly / disabled / child parking space	9	6%
Narrow / small spaces	9	6%

10.3 What would encourage you to walk or cycle to the shopping centre instead of travelling by car? **Q116**

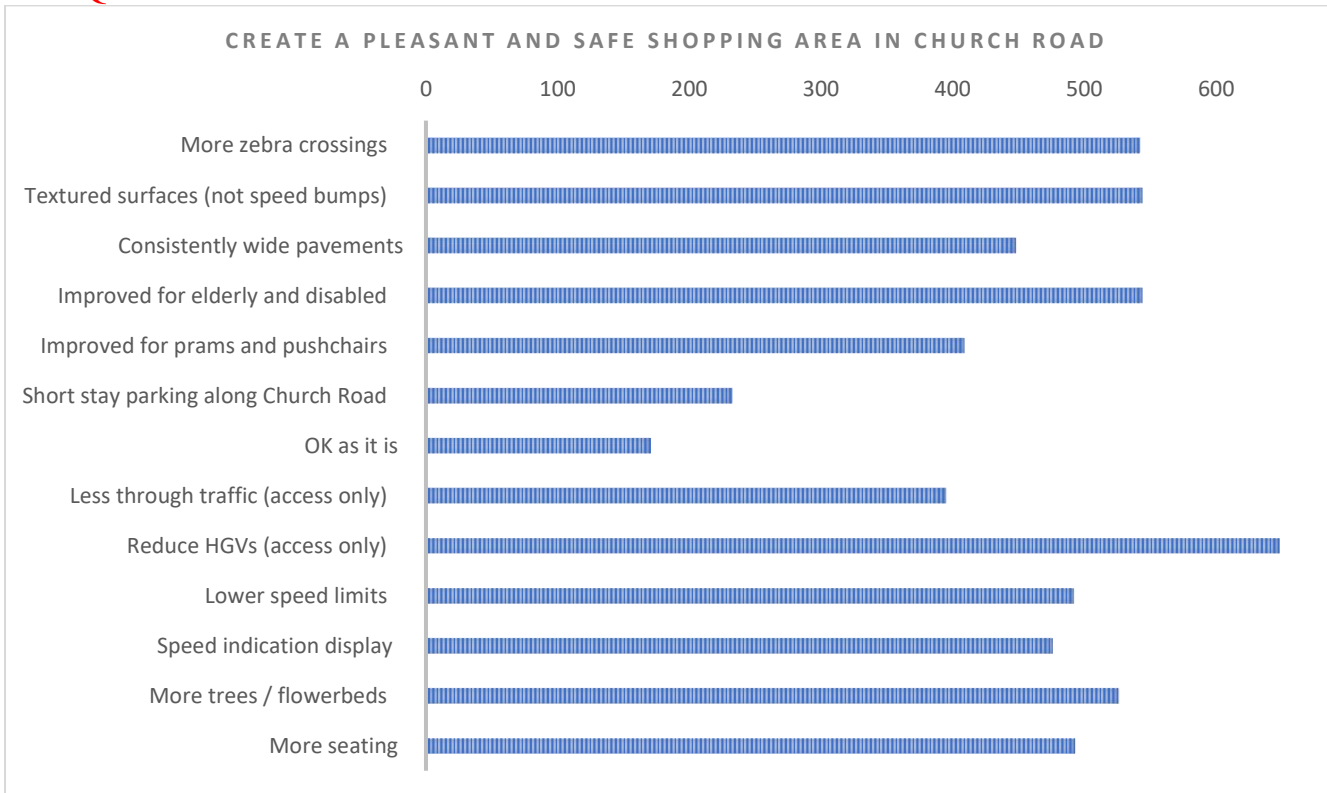
Theme	Number	% of comments
Already walk	64	17%
Nothing	56	15%
Depends on type / size of shopping	55	14%
Unable	47	12%
Pavements / Paths / Crossings	46	12%
Cycle lanes / paths	35	9%
Weather	32	8%
More time	29	8%
Cycle security / bike racks	15	4%
Couldn't understand the comment	11	3%
Slow/ Reduce traffic	8	2%
Already cycle	7	2%
Buses	6	2%
More / improved quality shops	6	2%

10.4 If an area in the village became available, would you be in favour of making it into a pedestrianised village square with shops, restaurants and car parking? **Q117**



Questionnaires	1119
Didn't answer:	116
Responses	1003
Yes	654
No	213
No opinion	136
Total:	1003
Yes	65.2%
No	21.2%
No opinion	13.6%

10.5 In order to create a pleasant and safe shopping area in Church Road now and for the future, do you think any of the following are / would be needed? *Please indicate all that you agree with.* **Q118**

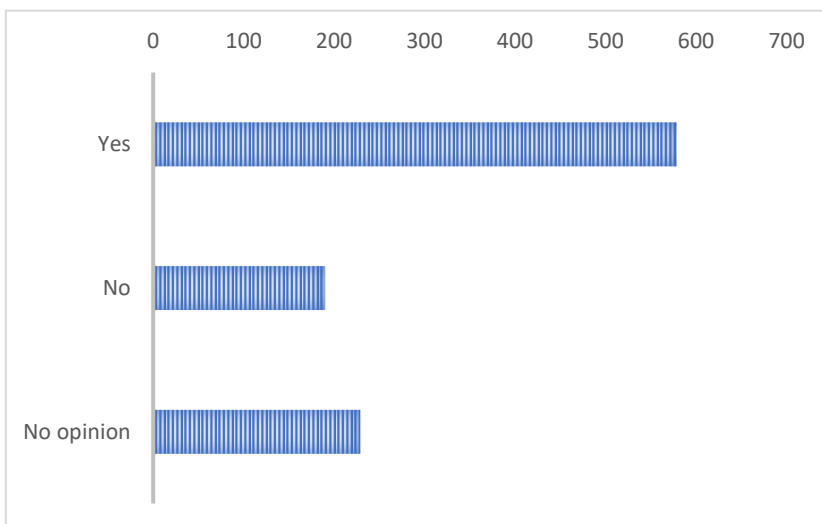


Questionnaires	1119	
Didn't answer:	77	
Responses	1042	%
Reduce HGVs (access only)	648	62.2%
Textured surfaces to reduce speed (not speed bumps)	544	52.2%
Improved access and facilities for the elderly and disabled	544	52.2%
More zebra crossings	542	52.0%
More trees / flowerbeds	526	50.5%
More seating	493	47.3%
Lower speed limits	492	47.2%
Speed indication display (smiley faces etc.)	476	45.7%
Consistently wide pavements	448	43.0%
Improved access and facilities for prams and pushchairs	409	39.3%
Less through traffic (restrict to only vehicles accessing the area, public transport and emergency vehicles)	395	37.9%
Short stay parking along Church Road	233	22.4%
OK as it is	171	16.4%
Total:	1534	
Topics / response	1.5	

Other comments:

Theme	Number	% of comments
Parking	11	23%
Revamp buildings	8	17%
Toilets	5	11%
Relief road	4	9%
Traffic wardens / police	3	6%
Ketley's boarded-up area	2	4%
Restrict HGVS - times	2	4%
Shared space	2	4%
Speed bumps	2	4%

10.6 Would you like to see more enforcement of parking restrictions in Church Road? **Q119**



Questionnaires	1119
Didn't answer:	122
Responses	997
Yes	578
No	190
No opinion	229
Total:	997
Yes	58.0%
No	19.1%
No opinion	23.0%

10.7 Do you have any additional comments about the village centre? **Q120**

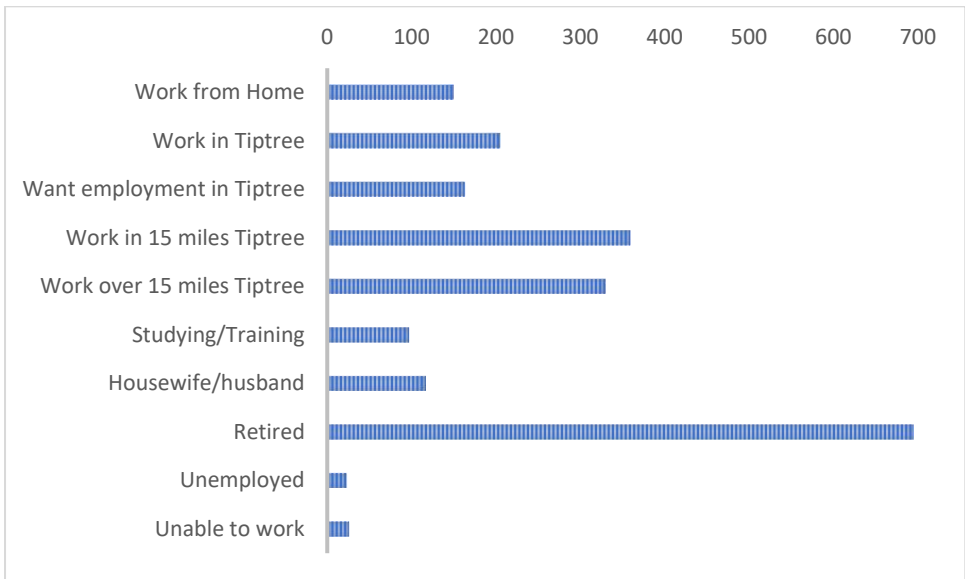
Theme	Number	% of comments
Appearance / improvements	61	27%

Theme	Number	% of comments
Inconsiderate parking	44	20%
Parking	18	8%
Security / Police / Anti-Social Behaviour	16	7%
Speed limit / traffic	15	7%
The village centre is good	13	6%
Litter / Bins	12	5%
Pavements	11	5%
Tesco Houses etc.	11	5%
Christmas / Seasonal	9	4%
Yellow Lines Church Road	8	4%

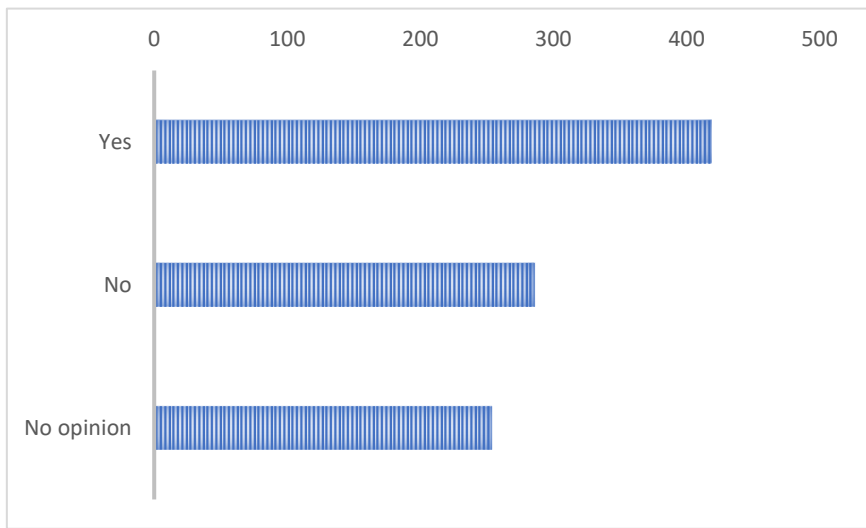
11 Business & Employment

11.1 For those in your household, who are 18+ or are in full time employment please tell us how many are: **Q121 – 130**

Questionnaires 1191	Responses	Total number	%
<i>Categories</i>			
Work from Home	124	150	6.9%
Work in Tiptree	168	205	9.5%
Want employment in Tiptree	115	163	7.5%
Work within 15 miles of Tiptree	277	359	16.6%
Work over 15 miles from Tiptree	252	330	15.2%
Studying/Training	70	97	4.5%
Housewife/husband	107	117	5.4%
Retired	462	695	32.1%
Unemployed	20	23	1.1%
Unable to work	26	26	1.2%
Grand Total:	1621	2165	100.0%
Categories per response	1.4		



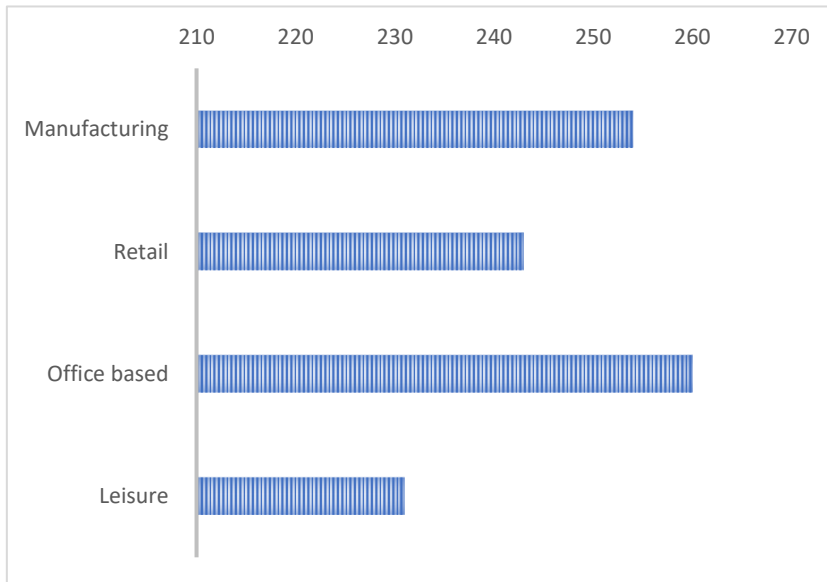
11.2 Would you support the provision of a new / expanded business park in Tiptree? **Q131**



Questionnaires	1119
Didn't answer:	160
Responses	959
Yes	419
No	286
No opinion	254
Total:	959
Yes	43.7%
No	29.8%
No opinion	26.5%

If **Yes**, what types of business? Please mark all types you would support. **Q132**

Questionnaires 1119



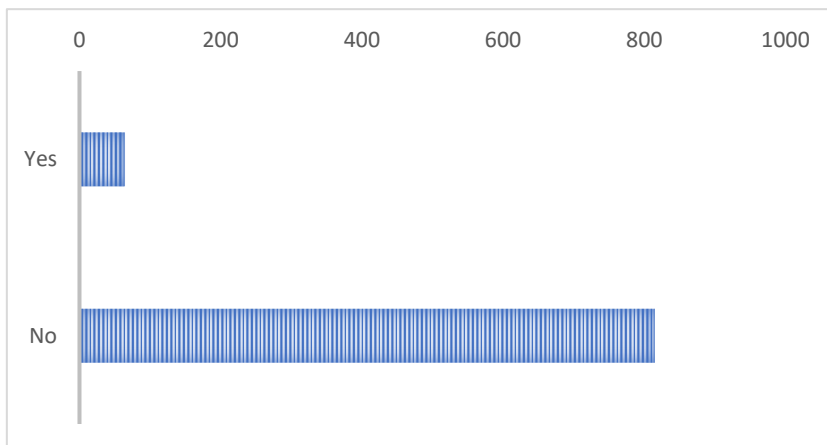
Didn't answer: 714
 Responses 405
 Manufacturing 254
 Retail 243
 Office based 260
 Leisure 231
 Total: 988
 Topics / response 2.4

Manufacturing 62.7%
 Retail 60.0%
 Office based 64.2%
 Leisure 57.0%

11.3 What kind of employment would you like to be provided in Tiptree? **Q133**

Theme	Number	% of comments
Office / Admin	25	15%
School leavers / young	25	15%
Varied / mixed / range	21	13%
Manufacturing / blue collar	18	11%
Local	14	8%
Tech	14	8%
Apprenticeships / training	13	8%
Retail	12	7%
Part time	11	7%
Management & Project management / Professional	10	6%
Leisure	8	5%
Engineering	7	4%
Required / sustainable	6	4%
Light industry	6	4%

11.4 Do you currently operate a business within the village? **Q134**



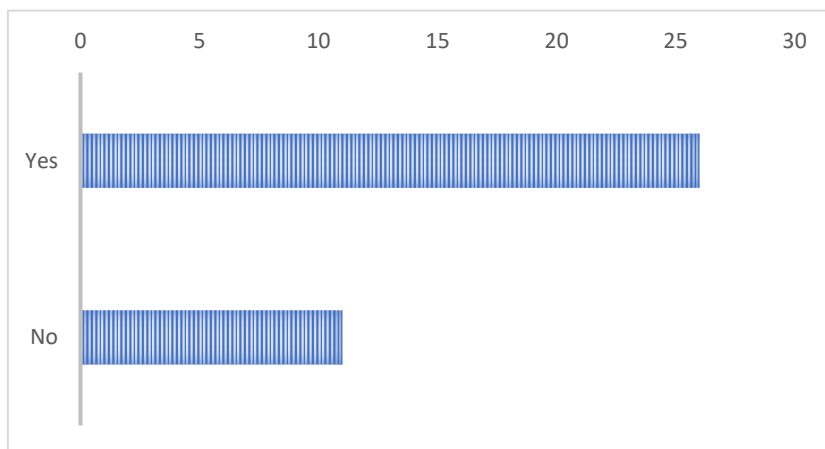
Questionnaires 1119
 Didn't answer: 240
 Responses 879
 Yes 64
 No 815
 Total: 879

Yes 7.3%
 No 92.7%

If **Yes**, what is the nature of your business and how many employees do you have? **Q135**

Theme	Number	% of comments
Self employed	15	25%
Services	13	22%
Construction	9	15%
Health / Beauty	8	14%
Consulting	5	8%
Retail	4	7%
Food	3	5%
Office / Admin	3	5%
IT / Internet	2	3%
Animal	2	3%
Education	2	3%
Transport	2	3%
Importer	1	2%
Design	1	2%
Craft	1	2%
Professional	1	2%
Translation	1	2%
Author	1	2%
<i>Employees across all businesses responding</i>	498	

Again, if **Yes** above, do you have sufficient space to expand? **Q136**

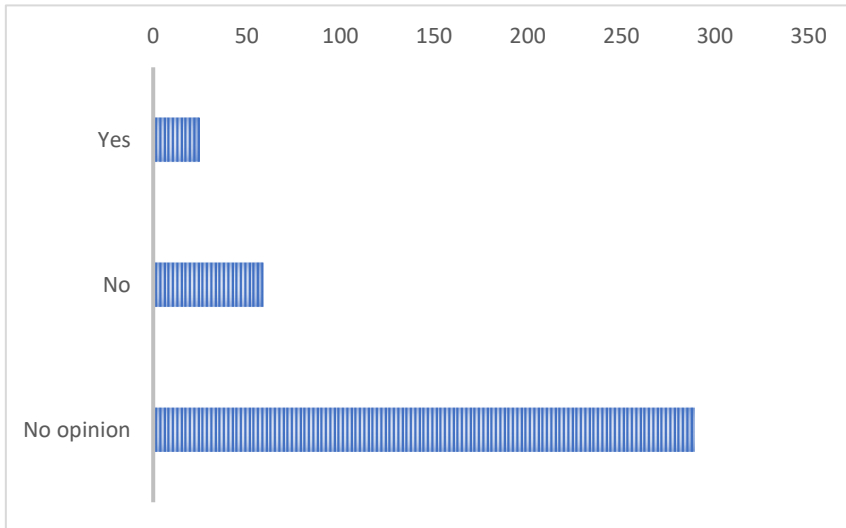


Questionnaires	1119
Didn't answer:	1082
Responses	37
Yes	26
No	11
Total:	37
Yes	70.3%
No	29.7%

If **No**, what would you require? **Q137**

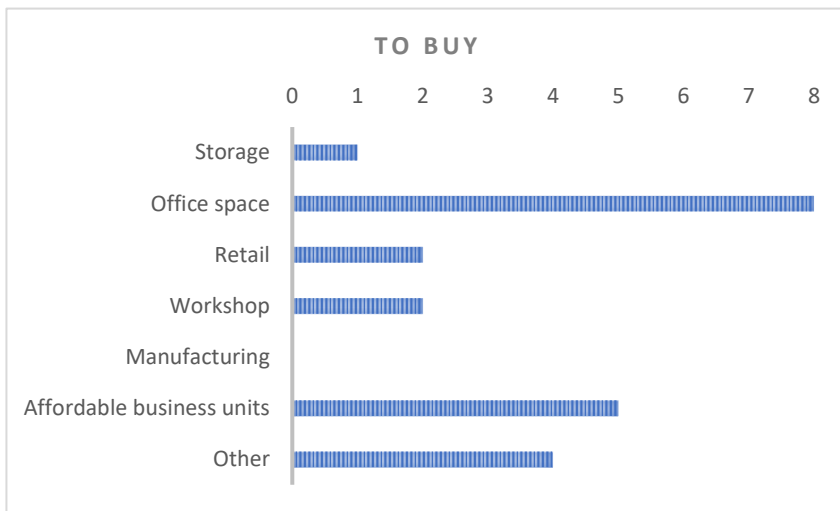
Theme	Number	% of comments
No space to expand	6	43%
No space to expand plus requirements	3	21%
Affordable unit	3	21%
Funding	2	14%
Possibly	1	7%
Relocate	1	7%
Land required	1	7%

11.5 If you run a business outside of Tiptree and suitable premises were available, would you relocate to the village? **Q138**

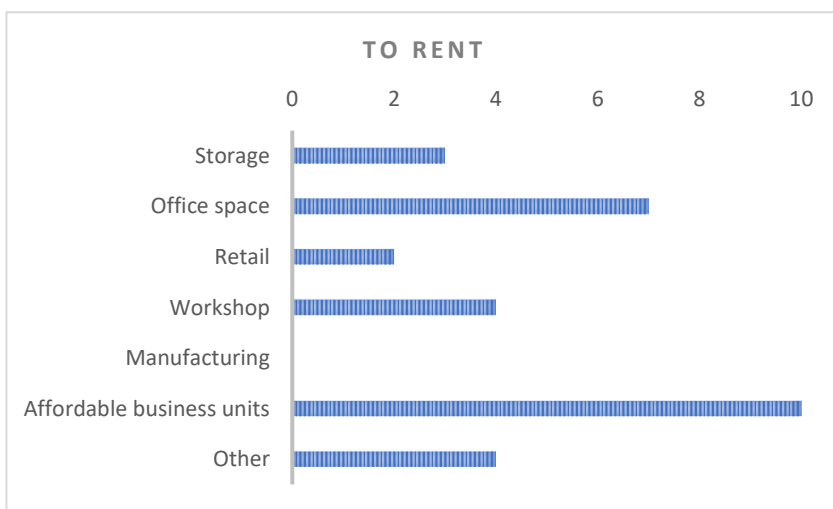


Questionnaires	1119
Didn't answer:	746
Responses	373
Yes	25
No	59
No opinion	289
Total:	373
Yes	6.7%
No	15.8%
No opinion	77.5%

If **Yes**, what type of premises would you want to buy or rent? *Please mark all that apply.* **Q139**



Questionnaires	1119
Didn't answer:	1097
Responses	22
To Buy	
Storage	1 4.5%
Office space	8 36.4%
Retail	2 9.1%
Workshop	2 9.1%
Manufacturing	0 0.0%
Affordable business units	5 22.7%
Other	4 18.2%
Total:	22



Questionnaires	1119
Didn't answer:	1089
Responses	30
To Rent	
Storage	3 10.0%
Office space	7 23.3%
Retail	2 6.7%
Workshop	4 13.3%
Manufacturing	0 0.0%
Affordable business units	10 33.3%
Other	4 13.3%
Total:	30

11.6 Do you have any additional comments about employment and business in Tiptree? Q141

Theme	Number	% of comments
No comment	35	
More jobs in Tiptree	14	20%
Business / retail / leisure park	13	18%
Young people	6	8%
Lost employment	6	8%
Wilkins	5	7%
Home-working	5	7%
Fibre Broadband	3	4%
Streetlighting	3	4%
Prioritise jobs for Tiptree people	3	4%
Part-time jobs	3	4%
Small start-ups	3	4%
Transport links	3	4%
Promote current businesses / no change	3	4%

12 Other Comments

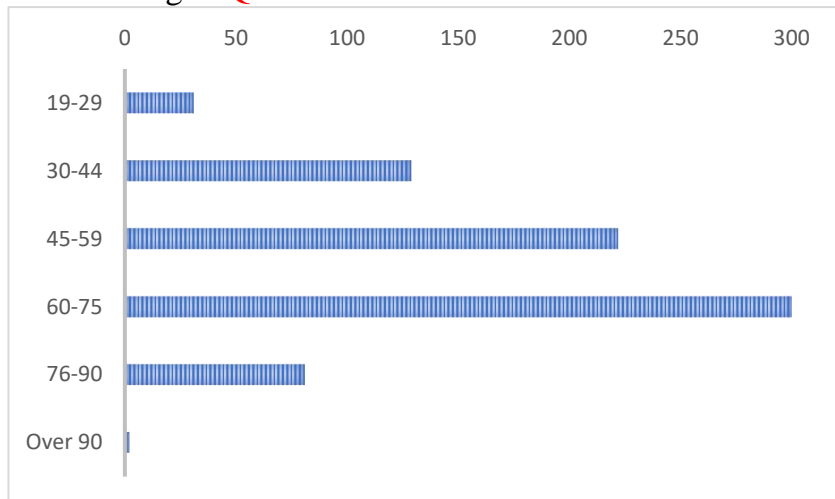
12.1 Do you have any additional comments about topics related to the neighbourhood plan, which are not mentioned in the questionnaire? Q142

Of those which did not fall into other sections of the questionnaire the following themes were established:

Theme	Number
No comment	33
Questionnaire	18
Tiptree ignored / CBC / ECC / Planning	13
Grange Road development / Colchester United	7
Village events	7
TPC more accountable / Responsibilities	4
Wilkins / development	4
Public toilets	4
Volunteering	3
Bradwell	1

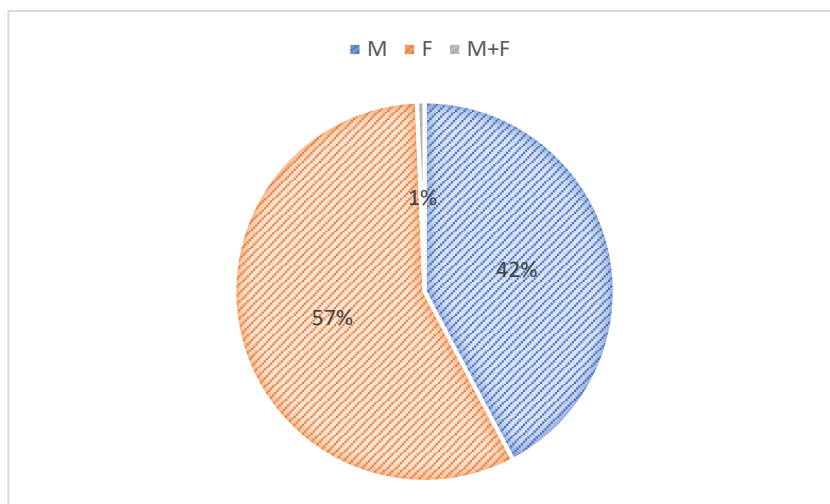
13 About you and your household

13.1 Your age: Q143



Questionnaires	1119	
Didn't answer:	354	
Responses	765	
Average age	57.8	
19-29	31	4.1%
30-44	129	16.9%
45-59	222	29.0%
60-75	300	39.2%
76-90	81	10.6%
Over 90	2	0.3%
Total	765	100.0%

13.2 Your gender: Q144 [Interpreted results, M+F indicates two people answered together]



Questionnaires	1119	
Didn't answer:	334	
Responses	785	
M	332	42.3%
F	448	57.1%
M+F	5	0.6%
Total	785	

13.3 Age bands **Q143-Q163**

See below	Age	Males	%	Females	%	Age Total	%	Census 2011	
YC	0 - 4	35	1.50%	43	1.84%	78	3.34%	393	4.3%
YC	5 - 8	26	1.11%	24	1.03%	50	2.14%	410	4.5%
OC	9 - 13	66	2.82%	54	2.31%	120	5.13%	521	5.7%
OC	14 - 18	68	2.91%	48	2.05%	116	4.96%	581	6.3%
YA	19 - 29	97	4.15%	98	4.19%	195	8.34%	928	10.1%
YA	30 - 44	150	6.42%	141	6.03%	291	12.45%	1687	18.4%
OA	45 - 59	216	9.24%	234	10.01%	450	19.26%	1865	20.3%
OA	60 - 75	369	15.79%	412	17.63%	781	33.42%	2029	22.1%
SC	Over 75	122	5.22%	134	5.73%	256	10.95%	768	8.4%
Younger Children:		61	2.61%	67	2.87%	128	5.48%		
Older Children:		134	5.73%	102	4.36%	236	10.10%		
Younger Adults:		247	10.57%	239	10.23%	486	20.80%		
Older Adults:		585	25.03%	646	27.64%	1231	52.67%		
Senior Citizens:		122	5.22%	134	5.73%	256	10.95%		
Total Citizens:		1149		1188		2337		9182	

13.4 How would you describe your home in Tiptree? Q164

[Note: some responses removed, invalid combination / don't live in Tiptree] [Some responses invalid combination adjusted in accordance with bedrooms indicated] [Many 'other' are bungalows as respondents wanted to specify the style of house rather than the nature of the home. Some selected small/starter house and family house, presumably because their family lives there] [Note: online questionnaire was erratic in allowing the entry of bedroom numbers, some didn't give the number in any case.]

Valid questionnaires	1102				
Didn't Answer	80				
Responses	1022				
			Average bedrooms	Bedrooms	Totals
Residential Care	Total:	4	0.0	1	0
Owned		4		2	
Rented		0		3	
Part owned Part rented		0		4	
				5+	
Retirement Property	Total:	26	2.1	1	4
Owned		19		2	7
Rented		7		3	2
Part owned Part rented		0		4	2
				5+	
Apartment	Total:	21	1.5	1	4
Owned		12		2	4
Rented		9		3	
Part owned Part rented		0		4	
				5+	
Small / Starter house	Total:	44	2.2	1	0
Owned		38		2	15
Rented		4		3	4
Part owned Part rented		2		4	
				5+	
Family house	Total:	790	3.3	1	0
Owned		729		2	40
Rented		58		3	212
Part owned Part rented		3		4	89
				5+	20
Other	Total:	143	2.3	1	6
Owned		120		2	61
Rented		23		3	21
Part owned Part rented		0		4	5
				5	1

13.5 Do you think you might need to move or change your accommodation in Tiptree in the next 5 years? If Yes, what might you consider? Q171 [Note: Residential care was the first option, some may have misread the question]

Questionnaires	1119				
Didn't Answer	751				
Responses	368				
			Average bedrooms	Bedrooms	Totals
Residential Care	Total:	33	1.9	1	8
Owned		16		2	10
Rented		13		3	3
Part owned Part rented		4		4	1
				5+	
Retirement Property		116	2.1	1	8
Owned		94		2	60
Rented		21		3	16
Part owned Part rented		1		4	2
				5+	
Apartment		20	1.8	1	3
Owned		14		2	9
Rented		5		3	
Part owned Part rented		1		4	
				5+	
Small / Starter house		52	2.3	1	2
Owned		43		2	34
Rented		7		3	8
Part owned Part rented		2		4	2
				5	1
Family house		147	3.4	1	1
Owned		130		2	23
Rented		9		3	51
Part owned Part rented		8		4	49
				5+	14
Other		64	2.6	1	5
Owned		54		2	23
Rented		9		3	19
Part owned Part rented		1		4	5
				5	2

Desired bedrooms analysis [Absolute means that the current bedrooms were not stated]

Number wanted	Responses	Movement	Average bedrooms	Responses	No. Min & Max		
1	20	Absolute:	3.0	186	1	7	
2	131	Same:	2.4	43	1	5	
2-3	5	Down by:	1.3	74	1	4	
3	88	Up by:	1.1	14	3	4	
4	56		Total:	317			
5	16	More people want to downsize than upsize, generally people want to upsize by 1 bedroom from 3 to 4, but downsizers are looking to shed more than one bedroom.					
7	1						
Total:	317						

Move From – To (367 Responses)

From	To						
	Residential Care	Retirement Property	Apartment	Small / Starter House	Family House	Other	
Residential Care	2	1	0	1	2	4	
Retirement Property	4	5	0	2	1	1	
Apartment	2	4	3	11	8	2	
Small / Starter House	1	4	0	3	10	0	
Family House	19	85	12	35	128	46	
Other	8	20	5	3	1	14	

13.6 How many cars are registered at your address in Tiptree? Q178

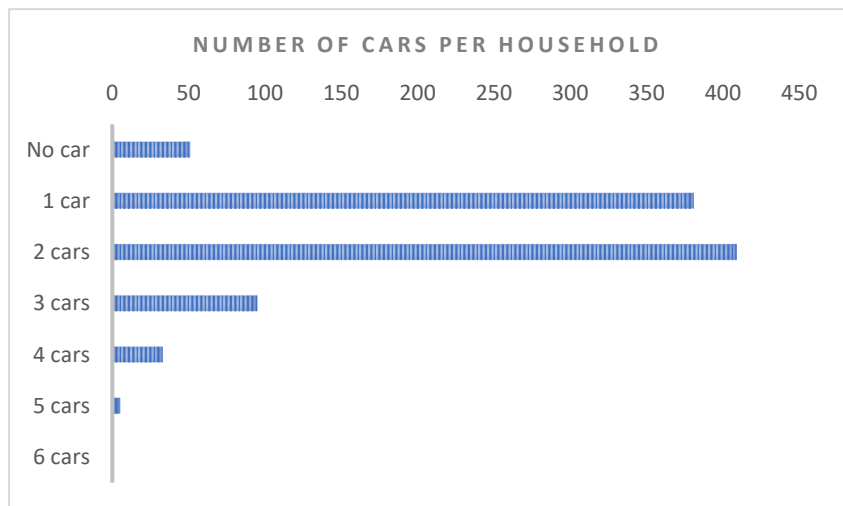
[Note: the questionnaire demographic is lacking in the age groups that might lead to a higher average number of cars per household] Census 2011 Homes: 3,859 Cars: 5,960 = 1.544 cars per household

Homes with cars: 3,363 Cars: 5,960 = 1.772 average

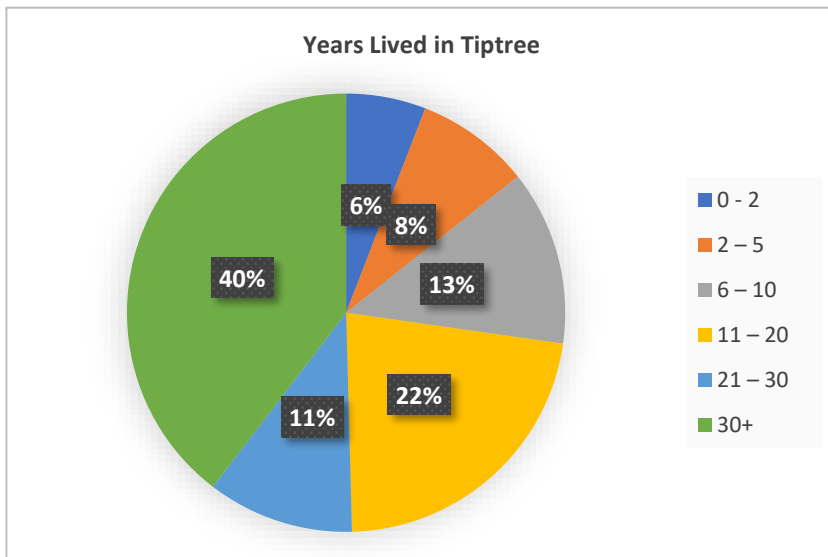
Total: 1647
Average: 1.7
Average with cars: 1.8

Questionnaires 1119
Didn't answer 144
Responses 975

Cars	Areas
No car	51 1,2,3,4,6,7
1 car	381 All
2 cars	409 All
3 cars	95 All
4 cars	33 All
5 cars	5 2,2,2,5,7
6 cars	1 4



13.7 How long have you lived in Tiptree? Q179



Questionnaires	1119	
0 - 2	62	5.9%
2 - 5	89	8.5%
6 - 10	136	12.9%
11 - 20	235	22.3%
21 - 30	114	10.8%
30+	417	39.6%
Reponses	1053	
Didn't answer:	66	

Tiptree Village Questionnaire



The Future of Tiptree is in Your Hands

RESULTS

The Tiptree Neighbourhood Plan Group is supported by the Rural Communities Council for Essex (RCCE) and Colchester Borough Council (CBC).

This version of the questionnaire contains the results of the survey carried out in the autumn of 2016. 1119 responses were received.

Closed questions: The number of responses in each category are given

Open questions/comments: Thousands of comments have been analysed and categorized. The most common comments are included for each question. Next to each comment the number of comments falling into this category is provided and the percentage of the comments for that question this number represents. Essentially comments that make up 5% or more of the comments are included to give a feel for the ‘voice of the community’.

The questionnaire has 13 sections.

Contents	Page
1 Where do you live?	2
2 Village Identity	2
3 Homes & Housing	2
4 Housing Developments	4
5 Countryside and Wide-Open Spaces	5
6 Traffic & Transport	7
7 Facilities and Amenities	10
8 Services	11
9 Shopping and Church Road	13
10 The Village Centre	14
11 Business & Employment	15
12 Other Comments	16
13 About you and your household	16

1 Where do you live?

Do you live in Tiptree?

Yes: 1111 / No: 8 (Total: 1119 responses received)

If **No**, please tell us which town or village.

8 respondents lived in Witham, Salcott, Inworth, Tolleshunt Knights, Aldham or Yorkshire.

2 Village Identity

In order to plan for the future of our village we need to recognise what makes Tiptree unique so that it is preserved. To do this we need you to tell us what you value about Tiptree.

1. It is suggested that being known as a village helps preserve Tiptree's unique historical and rural identity. Do you agree? **Yes: 904/ No: 103 / No opinion: 73**

(**Note:** There would be no monetary gain in becoming known as a town.)

Reasons:

Our village 'brand' – the essence of being a village (170 comments, 31%)
 The community spirit (95 comments, 17%)
 The rural aspect (66 comments, 12%)
 Why people are attracted to Tiptree (60 comments, 11%)
 It is getting too large (59 comments, 11%)
 Personal service from local businesses (40 comments, 7%)
 Lacks the facilities associated with a town ((29 comments, 5%)
 No advantage in becoming a town (29 comments, 5%)

2. What do you most like about the village and why?

Accessible, good facilities and amenities (285 comments, 34%)
 Good variety of shops etc. (232 comments, 28%)
 Friendly, can get to know people (189 comments, 23%)
 Green/rural location (189 comments, 23%)
 Sense of community (103 comments, 12%)
 Access to A12, towns, rail, sea. Good location (83 comments, 10%)
 Heritage/Wilkins & independent shops (74 comments, 9%)
 The village is the right size (68 comments, 8%)
 The country life (63 comments, 8%)
 A pleasant place to live, the village feel (59 comments, 7%)
 It's quiet (50 comments, 6%)
 Provision of doctors and dentist (41 comments, 5%)

3. How important do you think Tiptree's historic identity is to the village today?

Important: 791 / No opinion: 166 / Not Important: 108

Please tell us why you think this, if you wish.

Importance of Wilkin's Jam Factory (158 comments, 34%)
 Sense of belonging / community / identity (73 comments, 16%)
 Known all over the world (52 comments, 11%)
 Encourages people to live, work or visit (48 comments, 10%)
 The past influences the present and future (48 comments, 10%)
 Important to preserve our history (41 comments, 9%)
 Buildings that contribute to village character (31 comments, 7%)

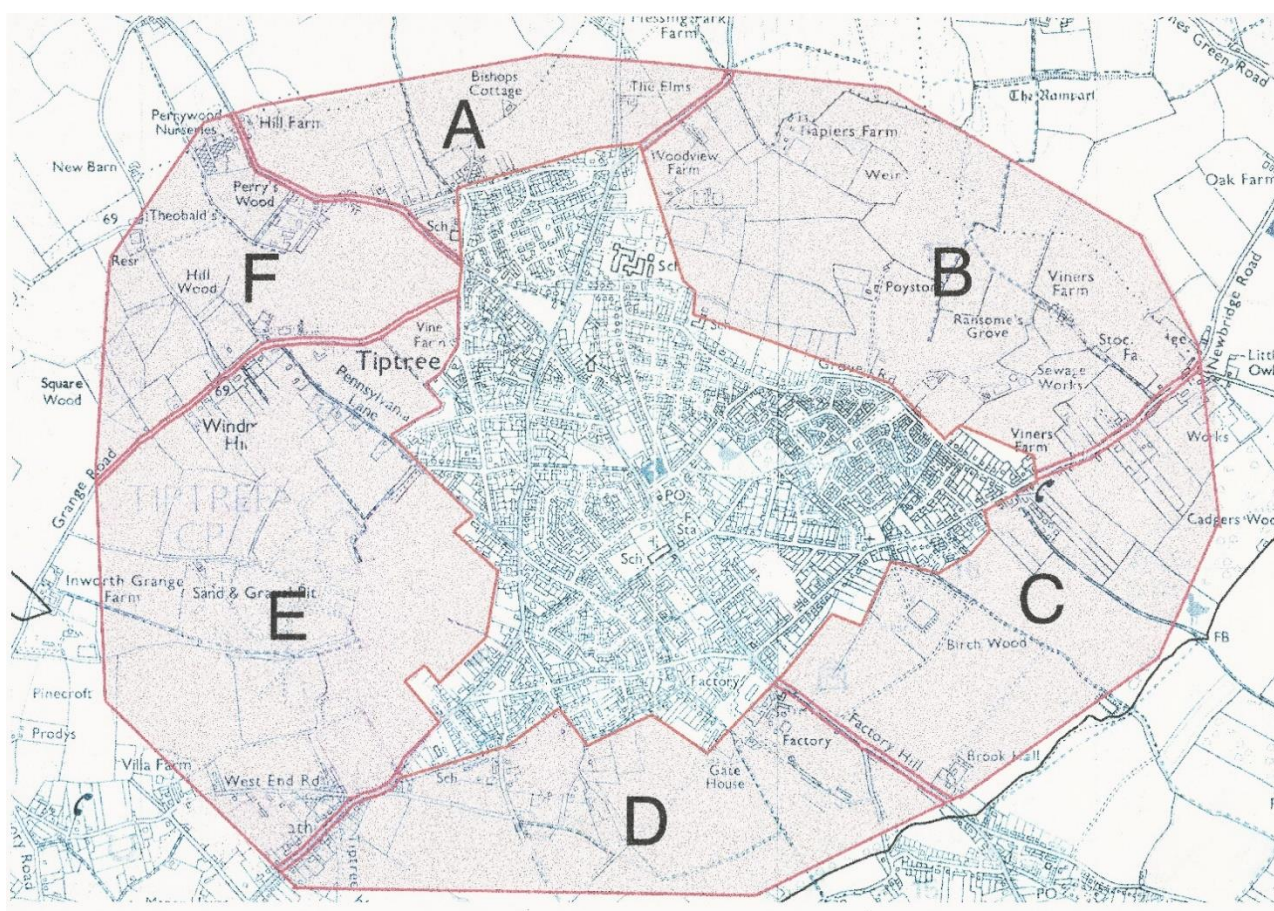


3 Homes & Housing

To promote and enhance our village life we need your views on the housing requirements, the suitability of proposed growth areas and comments on the layout and architectural features of any development. This will enable the parish council to prioritise your views on planning consents.

We will send you a separate housing needs survey in the future, which you can use for yourself or you can pass it on to friends and family who might need affordable housing / want to return to Tiptree.

Here is a map of potential locations in Tiptree where new housing might be built. To view the map below in more detail, see: www.essexinfo.net/tiptreenp/map



- Using a score of 1-5, 5 for most preferable and 1 for least preferable, please indicate which of these sites you think is most acceptable for housing development. **Please score all sites.** See the map above.

Location	1	2	3	4	5	Total
Location A: Kelvedon Rd – Colchester Rd	346	122	143	96	200	907
Location B: Colchester Rd- Newbridge Rd	357	143	164	90	152	906
Location C: Newbridge Rd – Factory Hill	373	134	138	93	168	906
Location D: Factory Hill – Maldon Rd	380	140	148	103	133	904
Location E: Maldon Rd – Grange Rd	377	110	132	107	191	917
Location F: Grange Rd – Kelvedon Rd	352	114	132	114	211	923

- Please give your reasons why you consider any location particularly acceptable or not.

Location	Reason
	Generally 19-26% of respondents did not want any new housing anywhere. Inadequate infrastructure or a desire to retain the rural nature of the village were cited as the main reasons. If development was to take place most wanted the housing developments to be on the opposite side of the village to where they

	<p>lived. About 2% of comments suggest development should be spread around all areas.</p>
A	<p>Suitable: Good access to A12/main roads without passing through village centre (138 comments, 30%). Suitable for development for other reasons (54 comments, 12%)</p> <p>Unsuitable: Poor access to A12/main routes (67 comments, 15%) Rural setting would be spoiled (25 comments, 5%) Need to maintain a green buffer (23 comments, 5%)</p>
B	<p>Suitable: Best location for development (62 comments, 16%) Good access to A12/main roads/station (35 comments, 9%) Recent development already here (therefore suitable) (20 comments, 5%)</p> <p>Unsuitable: Need to keep nature, woods, wildlife and farmland (44 comments, 11%) Rural setting would be spoiled (39 comments, 10%) Poor access to main roads (31 comments, 8%) Recent development already here (therefore unsuitable) (19 comments, 5%)</p>
C	<p>Suitable: Best location for development (86 comments, 21%) Development already planned here (61 comments, 15%)</p> <p>Unsuitable: Need to keep nature, woods, wildlife and farmland (82 comments, 20%) Traffic would have to pass through village centre (34 comments, 8%) Poor access to main roads, A12 and station (29 comments, 7%) Need to maintain a green buffer with Tolleshunt Knights (25 comments, 6%)</p>
D	<p>Suitable: Good location for development (90 comments, 23%) Good access to A12/main roads (18 comments, 5%)</p> <p>Unsuitable: Poor access to A12/main roads/station (53 comments, 14%) Need to preserve Wilkins' land (41 comments, 11%) Damage to valued habitat (39 comments, 10%) Need to preserve green buffer (36 comments, 9%) Traffic in Church Road/pressure on centre (29 comments, 8%) Rural setting would be spoiled (21 comments, 5%)</p>
E	<p>Suitable: Good location for development (129 comments, 31%) Good access to A12/main roads/station (27 comments, 6%)</p> <p>Unsuitable: Damage to valued habitat (69 comments, 17%) Need to preserve green space here (56 comments, 13%) Poor access to A12/main roads (45 comments, 11%) Rural setting would be spoiled (42 comments, 10%) Should be a Country Park/recreational area (33 comments, 8%) Valuable wildlife area (27 comments, 6%) Risk of overdevelopment (20 comments, 5%)</p>
F	<p>Suitable: Good/best location for development (87 comments, 22%) Good access to A12/main roads/station (85 comments, 21%) Traffic would not need to pass through village centre (38 comments, 9%)</p> <p>Unsuitable: Poor access to A12/main roads (49 comments, 12%)</p>

Impact on countryside, wildlife & farmland (32 comments, 8%)
Already sufficient planning consent here (19 comments, 5%)

3. Which types of housing do you think are most needed in Tiptree?

Please tick all the types that you think are most needed for each sort of ownership or indicate any types that you do not think are needed at all for Tiptree.

	For Sale	For Rent	For shared ownership (part owned – part rented)	None needed
Flats	176	296	144	350
Bungalows	540	144	74	229
Houses	484	187	157	152
Terraced	282	205	163	243
Semi-detached	538	192	152	161
Detached	409	67	53	216
1 bedroom	216	238	111	231
2 bedroom	430	262	172	160
3 bedroom	549	194	125	163
4 bedroom	361	56	36	294
5+ bedroom	173	24	12	468

Please indicate your opinion of the following statements by marking one answer for each topic.

We need more of the following homes in Tiptree to serve the population up to 2033.

	Agree	No opinion	Disagree
4. A self-supporting retirement community	691	195	89
5. Sheltered accommodation with a warden	731	174	92
6. A care / nursing home	622	211	103

4 Housing Developments

1. Do you agree with the following statement?

Before housing is permitted, roads, facilities and amenities to support an enlarged community should be planned and suitable space be identified and reserved.

Agree: 1064 / No opinion: 9 / Disagree: 9

Do you agree with these statements? Please indicate your opinion of the following statements by marking one answer for each statement.

	Agree	No opinion	Disagree
2. New developments should provide useful open space for play and recreation.	961	59	24
3. New developments should provide natural wildlife corridors that link to existing open spaces to allow wildlife to move freely from place to place.	905	118	27
4. New developments should provide footpaths and cycle-ways, free from traffic, to allow easy and pleasant access to the village shopping centre without using a car.	946	72	32
5. There should be footpaths and cycle-ways, free from traffic, allowing easy and pleasant access from the village to open countryside.	910	105	26

	Agree	No opinion	Disagree
6. Most dwellings should not exceed 2 storeys and an attic room.	910	94	47
7. Most new housing should reflect the village character: we do not want an urban townscape imposed on Tiptree	947	71	37
8. There should be adequate off-road parking for all new dwellings, with most dwellings having a minimum of 2 parking spaces increasing with the number of bedrooms	1016	24	19
9. Most dwellings should have a front garden of a reasonable size to give a village feel and prevent disturbance from the road and pavement.	923	95	42
10. People with a link to Tiptree should be allocated the larger proportion of any affordable housing built either for rent or purchase.	786	166	90
11. We should be pro-active in protecting our 23 listed buildings.	869	147	20
12. New developments should be provided with underground fibre-optic cable for broadband / TV / telephone etc.	850	171	20

13. Do you have any additional comments about housing development?

Drainage worries (6 comments, 8%) Insufficient fibre broadband (6 comments, (8%) Sewerage concerns (5 comments, 7%) Flooding concerns (5 comments, 7%)

5 Countryside and Wide-Open Spaces

One of the benefits of living in a village like Tiptree is to be surrounded by countryside. As the wide-open spaces within the village become fewer the countryside around us is increasingly important. This is especially true of accessible countryside where we can find space for recreation, space to roam, walk a dog or to simply enjoy nature and the ‘great outdoors.’ We would like to know how important you think it is that such areas are retained as the village boundary continues to expand.

1. The green spaces between Tiptree and the surrounding villages should be protected.

Do you agree?

Yes: 1018 / No:15 / No opinion: 25

2. Do you think Tiptree has sufficient open countryside with **public access** to meet future needs for recreation? (Bearing in mind that Tiptree Heath is unable to accommodate many more visitors than at present)

Yes: 265 / No: 680 / No opinion: 93

Do you think Tiptree needs any of the following?

Please state one priority for each.

	High	Medium	Low	Not needed
3. Space to roam in beautiful surroundings	663	289	58	24

4. Open Space for family events and children's parties	329	385	219	87
5. Open Space with visitor facilities	278	387	234	110

6. How highly would you prioritise the protection of valuable wildlife areas over their development for roads and housing?

High Priority: 768 / Medium Priority: 262 / Low priority: 36

7. Would you like to see a country park established in the Tiptree area?

Yes: 688 / No: 153 / No opinion: 219

If **Yes**, please suggest where

Location A general (26 comments, 6%)
Location B general (58 comments, 13%)
Pods Wood (53 comments, 12%)
Location C general (24 comments, 5%)
Birch Wood (30 comments, 7%)
Park Lane / Parish Field / Nature Reserve (36 comments, 8%)
Location D general (13 comments, 3%)
Factory Hill (33 comments, 7%)
Tiptree Heath (68 comments, 15%)
Location E general (49 comments, 11%)
Brook Meadows (16 comments, 4%)
Gravel Pits & Lakes (77 comments, 17%)
Pits: Paths and surrounding fields (49 comments, 11%)
Location F general (35 comments, 8%)

8. Which green spaces around Tiptree are important to you and why?

Tiptree Heath (403 comments, 51%)
Existing countryside, woodland, footpaths, play and recreation areas – unspecified (256 comments, 32%)
Pods Wood (153 comments 19%)
Duck Pond area (91 comments, 11%)
Parish Field / Park Lane / Nature Reserve (88 comments, 11%)
Windmill Green (86 comments, 11%)
Birch Wood (75 comments, 9%)
Old Gravel Pits, Fishing and adjacent fields (70 comments, 9%)
Grove Road Park / Playing Fields (69 comments, 9%)

9. Are there any places where public footpaths (not pavements) are needed or are inadequate?
Please tell us where and why.

To Perrywoods (68 comments, 25%)
Maldon Road to the Heath (41 comments, 15%)
To Inworth, Feering & Kelvedon (16 comments, 6%)

10. Are there any places where paths are needed for horse riding or cycling or where existing paths are inadequate?

Please tell us where and why.

Tiptree to Kelvedon/station (21 comments, 22%)
Windmill Green to Perrywoods (18 comments, 19%)
Tiptree Heath to Windmill Green (18 comments. 19%)
Colchester Road (10 comments, 11%)
Tiptree to Maldon (10 comments, 11 %)
Grange/Vine Road (8 comments, 8%)

Chapel Road to Layer Marney (7 comments, 7%)

Pennsylvania Lane (5 comments, 5%)

11. Do you have any additional comments about open countryside around Tiptree?

Need to protect/preserve our countryside (148 comments, 48%)

Our countryside, woodland and wildlife is valued (34 comments, 11%)

Responsibility to maintain footpaths, hedges. Fly-tipping (32 comments, 10%)

Need for accessible countryside and open space (28 comments, 9%)

An important aspect of the village rural character (19 comments, 6%)



6 Traffic & Transport

This section covers roads, pavements, short-cut pathways, zebra crossings and cycle paths.

1. Thinking about the roads and cycle network **in and immediately around Tiptree**, please tell us your top three issues and any suggestions you may have for dealing with them.

General comments about need for cycle paths, lorries, road maintenance (168 comments, 18%)

Factory corner – need for lights/round-a-bout etc. (148 comments, 16%)

Church Rd issues incl. speed, congestion and need for alternative route (139 comments, 15%)

Maldon Rd issues incl. speed, busy, Stn Rd jc, need for alternative route (101 comments, 11%)

Anchor Rd issues incl. maintenance (53 comments, 6%)

2. Thinking about the roads and cycle network **connecting Tiptree with the surrounding area**, please tell us your top three issues and any suggestions you may have for dealing with them.

Need for direct access to A12 at Feering (86 comments, 22%)

Improvements to Appleford Bridge, Braxted (74 comments, 19%)

Blue Anchor Junction, Feering (73 comments, 19%)

Improved cycle routes and paths (70 comments, 18%)

Inworth Road too busy and dangerous, needs path/cycle path (63 comments, 16%)

HGV issues (42 comments, 11%)

Braxted Pk Road too narrow and busy (36 comments, 9%)

Improved A12 junction at Rivenhall (25 comments, 7%)

Colchester Road too narrow, dangerous for cyclists, Warren Lane Jc. (24 comments, 6%)

General speeding & maintenance etc. (21 comments, 5%)

Being able to walk safely within the village is important.

3. Are there places where a pavement or pedestrian crossing needs to be provided or improved?

Tell us about up to three.

ASDA/Ransom Road crossing (251 comments, 20%)
 Path to Perrywood's and beyond (145 comments, 12%)
 Village centre crossing – move away from narrow pavement, place by Tesco & Doctors (81 comments, 7%)
 Route to Tiptree Heath needs a safe path (62 comments, 5%)
 Maypole Road crossing at Thurstable School needed (57 comments, 5%)

4. Are there places where a short-cut pathway / cycleway linking residential areas needs to be provided or improved? *Tell us about up to three.*

The Cut needs lighting, maintenance and cycle path (26 comments, 22%)
 Seldon Rd, Southgate Cres, Grove Pk needs paving and accessible when park is closed (22 comments, 19%)
 Pathway between Seldon Rd & Grosvenor Close needs re-surfacing/maintenance (13 comments, 11%)
 St. Luke's chase to Anchor Rd needs lighting (8 comments, 7%)
 Pennsylvania Lane muddy and narrow, supposed to be a cycle route (8 comments, 7%)
 Pedestrian route needed between Morley Rd, new estate & URC (7 comments, 6%)

5. Do you think there should be more measures to reduce speeding in Tiptree?

Yes: 765 / No: 121 / No opinion: 120

What do you suggest and where?

Location:

Church Road (231 comments, 37%)
 Maldon Road (174 comments, 28%)
 Station Road (65 comments, 11%)
 Newbridge Road (41 comments, 7%)
 Near schools (41 comments, 7%)
 Factory Hill (33 comments, 5%)
 Grove Road (29 comments, 5%)

Measures:

Use of speed cameras (125 comments, 20%)
 Lower speed limits (104 comments, 17%)
 Speed bumps (87 comments, 14%)
 More speed signs (55 comments, 9%)
 Traffic calming measures (52 comments, 8%)
 Police presence (43 comments, 7%)

6. Tell us about any locations other than Church Road that need parking restrictions or more enforcement of parking restrictions. *(Church Road is covered later in the village centre section)*

Chapel Rd is getting busier but cars can't pass (72 comments, 21%)
 Parking Rectory Road opposite library is a problem (69 comments, 20%)
 Problems with parking at all Schools at start & end times (66 comments, 19%)
 Station Road problems at school times and on bend/hill (44 comments, 13%)
 Grove estate parking on pavements, bends and round-a-bouts (32 comments, 9%)
 Barbrook Lane around Milldene School (20 comments, 6%)
 New Road parking in inappropriate places or on pavement (17 comments, 5%)
 Maldon Road Inappropriate parking at off-licence and The Ship (17 comments, 5%)

Buses

7. **How often do you or other members of your household use buses and for what purpose?**
Please mark one answer for each purpose; please base your answer on the most frequent user in your household for each purpose.

Purpose	More than 3 times per week	One to three times per week	Less often	Do not use
Work	27	17	49	256
Education / learning	36	18	26	260
Shopping	31	134	234	131
Leisure	26	106	190	144
Services (e.g. medical appointments)	11	43	165	187
Other reasons	2	21	70	169

8. Thinking about the public transport options around the local area, what do you think about the bus service to the following destinations?
Please mark one answer for each destination.

Destination	Poor	Adequate	Good	No experience
Colchester Centre	79	278	171	60
Colchester Stanway	194	76	24	214
Kelvedon	301	83	8	152
Witham	313	82	11	146
Maldon	71	229	151	108
Tollesbury	222	68	14	217

9. Are there other locations you would like to see serviced by bus routes through Tiptree?

Chelmsford (147 comments, 63%)
Tollgate/Stanway (30 comments, 13%)
Braintree/Freeport (28 comments, 12%)
Kelvedon/station (21 comments, 9%)
Colchester hospital (14 comments, 6%)
Witham/Witham station (14 comments, 6%)
Mersea (13 comments, 5%)

10. What other improvements to the bus services would you like to see?

More frequent (122 comments, 47%)
Service 91 improvements (71 comments, 27%)
Punctuality (44 comments, 17%)
Newer/better buses (36 comments, 14%)
Buses running later (34 comments, 13%)
Service 75 improvements (31 comments, 12%)
More reliable (30 comments, 11%)
Cleaner buses (18 comments, 7%)
Cheaper fares (17 comments, 7%)
Information/e-boards/tracker (16 comments, 6%)
More buses at peak times (16 comments, 6%)
A commuter/community bus (12 comments, 5%)

Trains

11. If you use the train, how do you get to the station on most occasions?

Car: 564 / Bus: 71 / Motorbike: 10 / Cycle: 3 / Taxi: 62 / Get a lift: 116

12. **How often do you or other members of your household catch a train and for what purpose?** Please mark one answer for each purpose; please base your answer on the most frequent user in your household for each purpose.

Purpose	More than 3 times per week	One to three times per week	Less often	Do not use
Work	102	36	119	387
Education / learning	8	7	69	452
Shopping	6	20	290	322
Leisure	5	21	535	196
Services (e.g. medical appointments)	3	7	123	432
Other reasons	2	7	123	337

Other

13. Would you use a long stay car park on the edge of the village with a shuttle service to various locations? **Yes: 308 / No: 438 / Not Applicable: 220**

If Yes, please indicate all that apply.

To Witham Railway Station	158	To Kelvedon Railway Station	180
To Tiptree village centre	20	For Coach and Bus connections	69
For other purposes or locations: (Tell us); 28 including Colchester (7), Chelmsford (6), Colchester Hospital (5), Broomfield Hospital (3)			

14. Would you use a community bus service in and around Tiptree?

Yes: 251 / No: 440 / Not Applicable: 250

If Yes, where to and from?

From Church Rd / centre (65 comments, 35%)
To Kelvedon Station (56 comments, 30%)
To Witham Station (26 comments, 14%)
To Kelvedon (15 comments, 8%)
From residential roads (14 comments, 8%)
To Colchester (12 comments, 6%)
To Witham (11 comments, 6%)

15. Do you have any additional comments about getting about in and around Tiptree?

Inadequate bus services (34 comments, 19%)
Community Bus considered a good idea by those who won't use it (26 comments, 15%)
Transport links are difficult (16 comments, 9%)
Path and cycle-ways needed (12 comments, 7%)
Need to restrict through traffic, by-pass (11 comments, 6%)
Congestion (11 comments, 6%)



Tollesbury Branch book / Euan Art Productions 2009

7 Facilities and Amenities

We might have up to 1500 new residents by 2033. This section asks about facilities and amenities that we need for both current residents and the future increase in resident numbers.

Please do not limit your answers to what is possible now as things might change. Your opinions are needed to support future planning.

1. Are there any open spaces or play areas within the village that could be improved or are needed near you? *Please state where and the reason why.*

Grove Park (63 comments, 23%)
Duck pond (22 comments, 8%)

2. Are the facilities of Leisureworld Tiptree (the sports centre) and their availability able to meet your household's needs? **Yes: 158 / No: 287 / No opinion: 535**

If **No**, please tell us how they could be improved upon

Swimming facilities (115 comments, 49%)
Poor availability (42 comments, 18%)
Booking problems (14 comments, 6%)
Poor publicity (14 comments, 6%)

3. Due to lack of availability, do you have to travel outside Tiptree for leisure and sports activities?

Yes: 486 / No: 160 / Not Applicable: 341

If Yes, please tell us what you do and where you go.

Swimming / Spa (215 comments, 51%)
Cinema / Pictures (74 comments, 18%)
Keep Fit / Gym / Exercise classes (57 comments, 14%)
Bowling / Ten Pin (37 comments, 9%)
Shops / Restaurant / Pubs / Eating Out / Zoo (29 comments, 7%)
Most go to Colchester (34%), Witham (22%), Maldon (21%), Braintree (16%), Prested Hall (7%), Chelmsford (5%)

4. Would you or a member of your household use any of the following if provided in Tiptree?

Please indicate all that apply.

Cinema / Film shows	698	Snooker	134	Bowling Alley	369
Roller Skating Rink	140	Increased Youth Club provision	170	Outdoor enclosed multi-use sport facility	229

Other, please specify: Swimming (68%), Restaurant (6%). Total: 127 comments

5. Would you like an allotment in Tiptree?

Yes: 189 / Already have one: 11 / No: 800

Please indicate your opinion of the following statements by marking one answer for each topic.

We need more of the following facilities in Tiptree to serve the population up to 2033.

	Agree	No opinion	Disagree
6. Pre-schools	413	415	43
7. Day nurseries	437	418	31
8. Facilities and clubs for young children 5 - 10	504	359	33
9. Facilities and clubs for younger teenagers 11 - 14	672	250	17
10. Facilities and clubs for older teenagers 15+	719	206	21
11. Facilities and clubs for retired people	648	235	41
12. Small open spaces and play equipment within easy reach for all parts of Tiptree	582	261	64
13. Open space in the southern part of Tiptree	494	324	44
14. Preservation and enhancement of existing public open spaces	842	89	6
15. Cemetery for burials (burial space is running out)	619	254	66
16. Secure dog walking area in the village envelope	516	294	104
17. Convenience stores for outlying parts of Tiptree to reduce pressure on the centre of the village	493	258	183
18. A budget hotel / B&B in or close to the village envelope	375	302	273

19. What facilities are needed to improve the welfare and recreation of Tiptree residents (adults & children) with disabilities?

Drop kerbs & pavements (58 comments, 32%) Clubs / support groups / centres (57 comments, 31%) Accessible entry to buildings (28 comments, 15%) Swimming / exercise (18 comments, 10%)
--

20. What facilities are needed to improve the welfare and recreation of elderly residents in Tiptree?

Day / drop-in centre (64 comments, 21%) Community bus / volunteer drivers (44 comments, 14%) Social clubs (42 comments, 14%) Better paving drop kerbs / access (32 comments, 10%) Warden assisted housing / accommodation (26 comments, 8%) Adult playground / outdoor exercise (19 comments, 6%) Befriending group (19 comments, 6%) Lunch Club (18 comments 5%) Swimming pool / indoor exercise (14 comments, 5%)

21. What could be provided to help families in need?

Drop in centre / Support Group (73 comments, 40%) Food Bank (48 comments, 26%) Resource Centre (21 comments, 12%) Affordable housing (20 comments, 11%)
--

Citizens Advice Bureau (18 comments, 10%) Recreation Scheme (13 comments, 7%) Employment / advice (10 comments, 5%) Childcare / support (10 comments, 5%)
--

22. Do you have any additional comments about facilities and amenities in Tiptree?

Inadequate provision of Doctors & Dentists (38 comments, 21%) Amenities over-stretched (27 comments, 15%) Not enough provision for teens and young adults (23 comments, 13%) Lack of public toilets (19 comments, 11%) Lack of bars/restaurants (10 comments, 6%) Grove Park improvements needed (10 comments, 6%)

8 Services

Recycling & Waste:

1. Do you have any suggestions or measures we might take to improve recycling?

Happy with current regime (2016) (93 comments, 25%) Want Wheelie (52 comments, 14%) Not want Wheelie (51 comments, 14%) Local recycling centre / large item drop off (40 comments, 11%) Penalties / Rewards / Enforcement (33 comments, 9%) More recycling points (27 comments, 7%) Education / Information (25 comments, 7%)

2. Would you support a drop-off facility for large household items in Tiptree for onward transport elsewhere outside of Tiptree? **Yes: 709 / No: 169 / No opinion: 114**

Security & Safety:

3. Would you be willing to pay more Council Tax to improve safety, security and emergency services in Tiptree? *Please indicate which you would support.*

£0: 239 / £5 a year: 158 / £10 a year: 204 / £20 a year: 171 / £50 a year: 153 / over £50 a year: 66

Mobile phones:

4. Would you be willing to see additional **small and discrete** phone masts in Tiptree if they improved mobile phone services?

Yes: 667 / No: 298 / Not applicable: 53

Doctors:

5. Are any members of your household registered with a Tiptree GP practice?

Yes: 959 / No: 85 / Unable to register: 10 / Not applicable: 7

6. Have you found it difficult to get an urgent appointment in Tiptree when needed?

Yes: 488 / No: 298 / No experience: 184 / Not applicable: 74

If **Yes**, please state how the problem was resolved

Use walk in centre (130 comments, 32%) Wait for appointment (95 comments, 23%) Not resolved (66 comments, 16%) Persistence and assertiveness (45 comments, 11%) A&E (30 comments, 7%) Morning on-spec / next day (25 comments, 6%)

Nurse Practitioner (20 comments, 5%)

7. Do you find it difficult to get a routine appointment in Tiptree convenient for your working day?
Yes: 411 / No: 233 / Not applicable: 366

8. Which would you prefer in Tiptree?

One large medical centre: 338 / More than one medical centre: 669

9. Are there any additional medical services needed in Tiptree? *Tell us which ones.*

A medical walk-in centre (35 comments, 14%)

A foot clinic (18 comments, 7%)

Minor ops/injury centre (15 comments, 6%)

NHS physiotherapy centre (14 comments, 6%)

X-ray/scanning/breast screening facility (14 comments, 6%)

Dentists:

10. Are any members of your household registered with a Tiptree dental practice?

Yes – privately: 19 / Yes – NHS: 493 / No: 414 / Unable to register: 117 / Not applicable: 18

11. How many members of your household would like to be registered as an NHS patient in Tiptree but have been unable to do so? *Tell us how many.*

592 people. [The problem has been increasing over the years, but seems to have accelerated starting around 11-20 years ago and being particularly bad 6-10 years ago.]

12. Have you found it difficult to get an urgent appointment in Tiptree when needed?

Yes: 145 / No: 271 / No experience: 200 / Not applicable: 324

13. Do you find it difficult to get a routine appointment in Tiptree convenient for your working day?

Yes: 135 / No: 230 / Not applicable: 553

14. Do you have any additional comments about services and facilities in Tiptree?

Problems with lack of provision of doctors/dentists (120 comments, 42%)

Lack of Police presence (86 comments, 30%)

9 Shopping and Church Road

What is your first choice for shopping for the following?

Please mark only one answer for each type of shopping.

	Shop in Tiptree	Shop outside Tiptree	Catalogue / Mail Order / Online
1. Main food shopping	715	276	63
2. Top-up food shopping	942	71	1
3. Clothes	39	812	165
4. Footwear	38	856	117
5. Toiletries / Cosmetics	490	448	64
6. Hardware	545	405	58
7. White Goods	327	462	202
8. Electronics	251	489	255

9. Books	111	439	373
10. Other please specify:	49	129	133

Please indicate your opinion by marking one answer for each statement.

	Agree	No opinion	Disagree
11. We value and wish to retain our independent shops	1021	29	7
12. The number of charity shops in Tiptree should be restricted	706	228	110

13. Do you think Tiptree needs a greater range of shops? **Yes: 626 / No: 269 / No opinion: 151**

If **Yes**, please tell us what type of new shops you would support.

Clothes (324 comments, 64%)
Shoes (260 comments, 52%)
Greengrocer/farm shop (66 comments, 13%)
Food/supermarket (37 comments, 7%)
Bookshop (35 comments, 7%)
Fishmonger (26 comments, 5%)
Toys (25 comments, 5%)

14. Would you support a street market? **Yes: 656 / No: 252 / No opinion: 137**

15. In order to make the shopping centre of the village a more attractive place to go in the evening, would you support any of the following to increase its use as a pedestrian social area?

(There is reputedly a covenant restricting the consumption of alcohol on parts of Church Road, but it could be overturned.) Please indicate all that you would support.

Pub	248	Licensed restaurant	583
Wine bar / gastro pub	428	No change, leave it as it is	374
Other (please specify): 26			

16. Do you have any additional comments about shops in Tiptree?

Good variety (51 comments, 19%)
Good shopping centre (41 comments, 15%)

10 The Village Centre

1. What means do you mainly use to access the village shops and facilities? Please chose only one.

Walk: 502 / Cycle: 18 / Bus: 3 / Car: 512 / Motorbike: 1/ Mobility Scooter: 19

2. If you use a car / motorbike / mobility scooter, do you find parking in the village easy and accessible?

Yes: 587 / No: 177 / No opinion: 99

If **No**, please tell us why

Insufficient parking spaces (104 comments, 71%)
Problems with parking in village centre (58 comments, 40%)
Time restrictions/lack of long-stay parking (13 comments, 9%)

Lack of parking provision for elderly, disabled or parents with children (9 comments, 6%)
 Spaces too narrow (9 comments, 6%)
 [One mobility scooter user finds when they come by car they find that disabled spaces are abused / not sufficient. One states that pavements are not wide enough if they can't take the scooter inside the shop.]

3. What would encourage you to walk or cycle to the shopping centre instead of travelling by car?

Depends on type / size of shopping (55 comments, 14%)
 Pavements / Paths / Crossings (46 comments, 12%)
 Cycle lanes / paths (35 comments, 9%)

4. If an area in the village became available, would you be in favour of making it into a pedestrianised village square with shops, restaurants and car parking?

Yes: 654 / No: 213 / No opinion: 136

5. In order to create a pleasant and safe shopping area in Church Road now and for the future, do you think any of the following are / would be needed? *Please indicate all that you agree with.*

More zebra crossings	542	Less through traffic (restrict to only vehicles accessing the area, public transport and emergency vehicles)	395
Textured surfaces to reduce speed (not speed bumps)	544	Reduce HGVs (access only)	648
Consistently wide pavements	448	Lower speed limits	492
Improved access and facilities for the elderly and disabled	544	Speed indication display (smiley faces etc.)	476
Improved access and facilities for prams and pushchairs	409	More trees / flowerbeds	526
Short stay parking along Church Road	293	More seating	493
OK as it is	171		
Other suggestion: Toilets (5 comments, 11%), Relief Road (4 comments, 9%)			

6. Would you like to see more enforcement of parking restrictions in Church Road?

Yes: 578 / No: 190 / No opinion: 229

7. Do you have any additional comments about the village centre?

Buildings unattractive, run-down or 'tired' (66 comments, 27%)
 Parking issues (44 comments, 20%)

11 Business & Employment

The following questions will enable us to plan for business and employment.

1. *For those in your household, who are 18+ or are in full time employment please tell us how many are:*

	Total Number		Total Number
Working from home	150	Studying / Training	97

Working in Tiptree	205	A housewife / househusband	117
Would like to be employed in Tiptree	163	Retired	695
Working within 15 miles of Tiptree	359	Unemployed	23
Working over 15 miles away	330	Unable to work	26

2. Would you support the provision of a new / expanded business park in Tiptree?

Yes: 419 / No: 286 / No opinion: 254

If **Yes**, what types of business? *Please mark all types you would support.*

Manufacturing	254	Office based	260
Retail	243	Leisure	231

3. What kind of employment would you like to be provided in Tiptree?

Office / Admin (25 comments, 15%)
 School leavers / young (25 comments, 15%)
 Varied / mixed / range (21 comments, 13%)
 Manufacturing / blue collar (18 comments, 11%)
 Apprenticeships / training (14 comments, 8%)
 Retail (12 comments, 7%)
 Part time (11 comments, 7%)
 Management & Project management / Professional (10 comments, 6%)
 Leisure (8 comments, 5%)

4. Do you currently operate a business within the village?

Yes: 64 / No: 815

If **Yes**, what is the nature of your business and how many employees do you have?

Services (13 comments, 22%, total 16 employees)
 Construction (9 comments, 15%, total 47 employees)
 Health & Beauty (8 comments, 14%, total 20 employees)
 Consulting (9 comments, 15%, total 2 employees)
 Retail (4 comments, 7%, total 37 employees)
 Food (3 comments, 5%, total 340 employees)
 Office/admin (3 comments, 5%, total 0 additional employees)

5. Again, if **Yes** above, do you have sufficient space to expand?

Yes: 26 / No: 11

If **No**, what would you require?

Space to expand (6 comments, 43%)
 Affordable unit (3 comments, 21%)

6. If you run a business outside of Tiptree and suitable premises were available, would you relocate to the village?

Yes: 25 / No: 59 / No opinion: 289

If **Yes**, what type of premises would you want to buy or rent? *Please mark all that apply.*

	To Buy	To Rent		To Buy	To Rent
Storage	1	3	Workshop	2	4
Office space	8	7	Manufacturing	0	0
Retail	2	2	Affordable business units	5	10
Other: (Tells us what)				4	4

7. Do you have any additional comments about employment and business in Tiptree?

More jobs needed in Tiptree (14 comments, 20%)
 Need a business/retail/leisure park (13 comments, 18%)
 Jobs for young people (6 comments, 8%)

12 Other Comments

Do you have any additional comments about topics related to the neighbourhood plan, which are not mentioned in the questionnaire?

Varied comments covered such topics as Tiptree Parish Council, Wilkin's developments, The Windmill, Volunteering, Grange Road development, Tiptree Events, Bradwell power station and the questionnaire itself.

13 About you and your household

Your age:

Average age	57.8	
19-29	31	4.1%
30-44	129	16.9%
45-59	222	29.0%
60-75	300	39.2%
76-90	81	10.6%
Over 90	2	0.3%
Total	765	100.0%

Your gender:

M	332	42.3%
F	448	57.1%

Age bands in your household

See below	Age	Males	%	Females	%	Age Total	%	Census 2011	
YC	0 - 4	35	1.50%	43	1.84%	78	3.34%	393	4.3%
YC	5 - 8	26	1.11%	24	1.03%	50	2.14%	410	4.5%
OC	9 - 13	66	2.82%	54	2.31%	120	5.13%	521	5.7%
OC	14 - 18	68	2.91%	48	2.05%	116	4.96%	581	6.3%
YA	19 - 29	97	4.15%	98	4.19%	195	8.34%	928	10.1%
YA	30 - 44	150	6.42%	141	6.03%	291	12.45%	1687	18.4%
OA	45 - 59	216	9.24%	234	10.01%	450	19.26%	1865	20.3%
OA	60 - 75	369	15.79%	412	17.63%	781	33.42%	2029	22.1%
SC	Over 75	122	5.22%	134	5.73%	256	10.95%	768	8.4%
Younger Children:		61	2.61%	67	2.87%	128	5.48%		
Older Children:		134	5.73%	102	4.36%	236	10.10%		
Younger Adults:		247	10.57%	239	10.23%	486	20.80%		
Older Adults:		585	25.03%	646	27.64%	1231	52.67%		
Senior Citizens:		122	5.22%	134	5.73%	256	10.95%		
Total Citizens:		1149		1188		2337		9182	

How would you describe your home in Tiptree?				Do you think you might need to move or change your accommodation in Tiptree in the next 5 years? If Yes, what might you consider?			
	Rented	Owned	Part owned Part rented		Rented	Owned	Part owned Part rented
Residential Care	0	4	0	Residential Care	13	16	4
Retirement property	7	19	0	Retirement property	21	94	1
Apartment	9	12	0	Apartment	5	14	1
Small / Starter house	4	38	2	Small / Starter house	7	43	2
Family house	58	729	3	Family house	9	130	9
Other	23	120	0	Other	9	54	1
Number of bedrooms:	Ave: 0, 2.1, 1.5, 2.2, 3.3, 2.3			Number of bedrooms:	Ave: 1.9, 2.1, 1.8, 2.3, 3.4, 2.6		

How many cars are registered at your address in Tiptree?	Number: Ave: 1.7 Range: 0 - 6
---	--

How long have you lived in Tiptree?

Less than 2 years	62
2 – 5 years	89
6 – 10 years	136
11 – 20 years	235
21 – 30 years	114
30+ years	417

That's the end! Thank you so much for taking the time to complete this questionnaire. Your views will be very helpful to us in planning Tiptree's future.